



**TAMPA BAY
UKULELE GETAWAY**
Sail and Strum
2023



Augustino LoPrinzi *Guitars & Ukuleles*



When you play a LoPrinzi instrument, you're playing more than just wood and strings--you're experiencing the culmination of the years of old world lutherie skills practiced by Augustino and Donna LoPrinzi. This father-daughter team proudly handcrafts each of the instruments bearing the LoPrinzi name. While their shop in Clearwater, Florida is small, the instruments they produce travel the globe, carrying the LoPrinzi name into recording studios and performance halls worldwide.

Augustino LoPrinzi began making ukuleles on a bit of a whim. Long practiced in the design and handcrafting of guitars--both classical and steel string--Augustino was approached by Herb Ohta's manager to create an instrument for the ukulele virtuoso. Ohta-San found the resulting ukulele to

be a delight--and the LoPrinzi name soon became a legend on these small instruments. Cradle a LoPrinzi ukulele in your arms and experience the joy of the simplest instrument--with a sophisticated sound.

Augustino LoPrinzi
Guitars & Ukuleles

Clearwater, Florida

By phone: 727-692-8746

By e-mail: loprinzi@gate.net

www.augustinoloprinzi.com





Thursday/Friday/Saturday Schedule

<u>1</u>	<u>Start</u>	<u>End</u>	<u>Length</u>	<u>WHO</u>	<u>WHAT</u>	<u>WHERE</u>	<u>1</u>
<u>2</u>	Thursday, 11/16 (All times Eastern Standard Time)						<u>2</u>
<u>3</u>					Board Ship		<u>3</u>
<u>4</u>	12:00 PM	3:00 PM	3:00		Registration & Artist Meet & Greet	Adriatic/Baltic Conf. Ctr., Deck 5, midship	<u>4</u>
<u>5</u>	3:30 PM	5:30 PM	2:00	All artists	Welcome Reception & Artist Jimmy Buffett Jam (Drinks & Hors d'oeuvres at 4:30 pm)	Colony Club, Deck 6, aft (back of ship)	<u>5</u>
<u>6</u>	5:30 PM	7:00 PM	1:30		Dinner	Cascades Dining Room, Decks 4 & 5, aft	<u>6</u>
<u>7</u>	7:00 PM	10:00 PM	3:00		Jay's Jam	Adriatic/Baltic Conf. Ctr., Deck 5, midship	<u>7</u>
<u>8</u>							<u>8</u>
<u>9</u>	Friday, 11/17 at sea						<u>9</u>
<u>10</u>					Breakfast	Cascades, Windjammer Cafe, Park Cafe, Dog House	<u>10</u>
<u>11</u>	Friday Morning Workshops						<u>11</u>
<u>12</u>	9:00 AM	10:15 AM	1:15	Jay Nunes	Blues Licks & Tricks	Caspian Boardroom, Deck 5, midship	<u>12</u>
<u>13</u>	9:00 AM	10:15 AM	1:15	Greg Gent	Ukulele Essentials	Adriatic/Baltic Conv. Ctr. Deck 5, midship	<u>13</u>
<u>14</u>							<u>14</u>
<u>15</u>	10:30 AM	11:45 AM	1:15	Jay Nunes	Blues Licks & Tricks (<i>repeat of 9am workshop</i>)	Caspian Boardroom, Deck 5, midship	<u>15</u>
<u>16</u>	10:30 AM	11:45 AM	1:15	Greg Gent	Ukulele Essentials (<i>repeat of 9am workshop</i>)	Adriatic/Baltic Conv. Ctr. Deck 5, midship	<u>16</u>
<u>17</u>							<u>17</u>
<u>18</u>	11:45 AM	2:00 PM	2:15	10:30	Lunch Break	Cascades, Windjammer Cafe, Park Cafe, Dog House	<u>18</u>
<u>19</u>	Friday Afternoon/Evening						<u>19</u>
<u>20</u>							<u>20</u>
<u>21</u>	2:00 PM	3:00 PM	1:00	Lisa Webb	Ukulele Jazz	Aurora Theatre, Decks 5/6, fwd	<u>21</u>
<u>22</u>	3:00 PM	4:00 PM	1:00	Bob Tigert	Play This Song, Learn That Technique	Aurora Theatre, Decks 5/6, fwd	<u>22</u>
<u>23</u>	4:00 PM	4:15 PM	0:15		Break		<u>23</u>
<u>24</u>	4:15 pm	5:30 PM	1:15	Greg Gent	Greg's Jam	Adriatic/Baltic Conv. Ctr. Deck 5, midship	<u>24</u>
<u>25</u>							<u>25</u>
<u>26</u>	5:30 PM	6:45 PM	1:15		Dinner	Cascades, Windjammer Cafe, Park Cafe, Dog House	<u>26</u>
<u>27</u>	7:00 PM	8:45 PM	1:45	Chrissy Ukulele	Intro to Improvisation (2 workshops)	Colony Club, Deck 6 aft	<u>27</u>
<u>28</u>	8:45 PM	9:00 PM	0:15		Break/move		<u>28</u>
<u>29</u>	9:00 PM	10:00 PM	1:00	Chrissy Ukulele	Chrissy's Jam	Adriatic/Baltic Conv. Ctr. Deck 5, midship	<u>29</u>
<u>30</u>							<u>30</u>
<u>31</u>	Saturday, 11/18 in Cozumel						<u>31</u>
<u>32</u>					Breakfast	Cascades, Windjammer Cafe, Park Cafe, Dog House	<u>32</u>
<u>33</u>	10:00 AM	3:00 PM	5:00	All artists	Cozumel Beach Party	Money Bar	<u>33</u>
<u>34</u>	3:00 PM	4:00 PM	1:00		Return to ship		<u>34</u>
<u>35</u>	4:00 PM				All Attendees back on ship		<u>35</u>
<u>36</u>	4:00 PM	5:30 PM	1:30		Jay & Greg's jam	Colony Club, Deck 6, aft	<u>36</u>
<u>37</u>	5:30 PM	7:00 PM	1:30		Dinner	Cascades, Windjammer Cafe, Park Cafe, Dog House	<u>37</u>
<u>38</u>	7:30 PM	9:15 PM	1:45		Talent Show & Trivia	Colony Club, Deck 6, aft	<u>38</u>
<u>39</u>		9:15 PM			End of evening		<u>39</u>
<u>40</u>							<u>40</u>

Sunday/Monday Schedule

	Start	End	Length	WHO	WHAT	WHERE	
<u>40</u>							<u>40</u>
<u>41</u>	Sunday, 11/19 at sea						<u>41</u>
<u>42</u>					Breakfast	Cascades, Windjammer Cafe, Park Cafe, Dog House	<u>42</u>
<u>43</u>	Morning Workshops						<u>43</u>
<u>44</u>	9:00 AM	10:15 AM	1:15	Jay Nunes	Blues Licks & Tricks	Caspian Boardroom, Deck 5, midship	<u>44</u>
<u>45</u>	9:00 AM	10:15 AM	1:15	Greg Gent	Right-Hand Essentials	Adriatic/Baltic Conv. Ctr. Deck 5, midship	<u>45</u>
<u>46</u>							<u>46</u>
<u>47</u>	10:30 AM	11:45 AM	1:15	Jay Nunes	Blues Licks & Tricks <i>(repeat of 9am workshop)</i>	Caspian Boardroom, Deck 5, midship	<u>47</u>
<u>48</u>	10:15 AM	11:15 AM	1:00	Greg Gent	Right-Hand Essentials <i>(repeat of 9am workshop)</i>	Adriatic/Baltic Conv. Ctr. Deck 5, midship	<u>48</u>
<u>49</u>							<u>49</u>
<u>50</u>	11:45 AM	2:00 PM	2:15		Lunch Break	Cascades, Windjammer Cafe, Park Cafe, Dog House	<u>50</u>
<u>51</u>	Afternoon Workshops						<u>51</u>
<u>52</u>							<u>52</u>
<u>53</u>	2:00 PM	3:00 PM	1:00	Lisa Webb	Vocal Technique & Your Uke	Aurora Theatre, Decks 5/6, fwd	<u>53</u>
<u>54</u>	3:00 PM	4:00 PM	1:00	Bob Tigert	Plays Well With Others	Aurora Theatre, Decks 5/6, fwd	<u>54</u>
<u>55</u>	4:00 PM	4:15 PM	0:15		Break		<u>55</u>
<u>56</u>	4:15 pm	5:30 PM	1:15	Greg Gent	Greg's jam	Adriatic/Baltic Conv. Ctr. Deck 5, midship	<u>56</u>
<u>57</u>							<u>57</u>
<u>58</u>	Sunday Evening						<u>58</u>
<u>59</u>	5:30 PM	6:45 PM	1:15		Dinner	Cascades, Windjammer Cafe, Park Cafe, Dog House	<u>59</u>
<u>60</u>	7:00 PM	8:45 PM	1:45	All artists	Concert	Colony Club, Deck 6, aft	<u>60</u>
<u>61</u>	8:45 PM	9:00 PM	0:15		End of evening		<u>61</u>
<u>62</u>	TBD				Bag Pull		<u>62</u>
<u>63</u>							<u>63</u>
<u>64</u>	Monday, 11/20 in Tampa						<u>64</u>
<u>65</u>					Breakfast	Cascades, Windjammer Cafe, Park Cafe, Dog House	<u>65</u>
<u>66</u>	TBD				Disembarkation begins		<u>66</u>
<u>67</u>	TBD				Disembarkation complete		<u>67</u>
<u>68</u>							<u>68</u>





Tom Hood
TBUS President

Welcome to Our 14th Tampa Bay Ukulele Getaway & FIRST VIP Cruise!

Our Cruise

Our team has been hard at work planning this event for 18 months and we're looking forward to having a great time with you! Now some of you may be wondering, "After all these years, why a cruise?" Simple-- the increasing costs of rooms and food at large hotels. Our goal was to save you money and give you a great time.

Once we made the decision to go with a cruise, we had two big questions to answer, 1) Which cruise line to choose, and 2) Who would our featured artists be? We couldn't be more delighted with the answers to those questions!

For a cruise line, Royal Caribbean more than met our criteria-- all meals included, great cabins and loads of ship activities. And they've been very accommodating with our request for meeting space. No wonder they've been voted "best overall cruise line" 20 years running.

As for artists, what a line-up--Chrissy Ukulele, Bob Tigert and Lisa Webb, aka The Webb-Tigert Ukulele Duo! All consummate performers and teachers. Joining them are Tampa Bay Ukulele Society members Greg "Ukulele" Gent, Jay Nunes and my own band, Tom Hood and The Tropical Sons.

And we're jammin'! Based on your feedback, we have more jams than ever, a total of five over the course of the cruise!

I'd like to thank our cruise sponsors- Kala , Ohana, LoPrinzi, Lanikai, Luna and Goldtone for their generous donations. Please check out the beautiful instruments they've provided and then buy LOTS of raffle tickets. You'll have a chance to win and your money will help us fund our future programs. We keep the lights on and fund our projects largely through proceeds from raffle tickets and events. Speaking of which...

Our Accomplishments

Being a 501(c)(3) organization, our mission is to provide entertainment, education and community service to the greater Tampa Bay Area. Here's how we've accomplished that mission this year:

- We put on 4 major festivals- Tampa Bay Ukulele Day, Ukuleles in the Clearwater District, TBUG & Uke It Out.
- We conducted over 50 learn-to play-workshops for adults & children at libraries
- And we hosted 10 jams/open mic nights every month.

Continuing with our Ukuleles in the Classroom initiative, we donated ukuleles to teachers throughout Florida, reaching over 10,000 students. We also partnered with the Dunedin Cares Food Bank, the Clearwater Free Clinic and WMNF community radio to help raise funds for their worthy community programs.

None of these events & programs could happen without our members' willingness to step up and volunteer to lead or help. I'd also like to thank our Board of Directors who keep an ever-watchful eye on things to make sure we maintain our mission. Board members spend countless hours at meetings and working behind the scenes helping organize and run TBUS.

On behalf of the Tampa Bay Ukulele Society and our Board of Directors, we hope you have a great time on this cruise. Learn, relax, strum, smile and enjoy the company of your fellow uke-a-holics!

A handwritten signature in black ink that reads "Tom Hood". The signature is stylized with a large, looping "H" and a flourish at the end.

Thanks to our TBUS Board Members!

Tom Hood, President

As TBUS president Tom oversees daily operations and focuses on future growth. His goal is to achieve the club's mission of "education, entertainment, community service." When he's not working on TBUS business, Tom is a performing singer/songwriter with over 200 original songs; he performs with his band The Tropical Sons. In addition to ukulele, Tom plays harmonica, guitar, percussion and keyboards. He's also a member of BMI, the music rights organization. in the U.S.

Carol Sullivan Gall, Treasurer

When I was 9 my parents bought me a beautiful Martin soprano uke which I still have. Fast forward to 13 years ago when I met TBUG founder Steve Boisen, performing inside a way-too-small coffee shop. Fortunately, I knew the owner of The Whistle Stop Grill & Bar in Safety Harbor. So I made the introduction, and the Whistle Stop has been the home of TBUS open mic nights ever since! As for me, in addition to my TBUG role, I also head up TBUG registration and volunteers.

Norine Mungo, Events & Performance

I started learning the ukulele in 2009. Today, I own 27 ukes! I'm also a songwriter, singer & guitar player. Published songs include "It's A Ukulele Day" which is also the name of my website. On Facebook I run the "Beginner Ukulele Hints and Helps" group with over 10,000 members, and also the "Ukulele Women" group with 2,400 members. I perform with my uke bands, Reenee and The Rollers, The Mungos and JJ FOOT. With TBUS I founded the World Ukulele Day festival now called Tampa Bay Ukulele Day (TBUD) and happens every March in Dunedin.

Thanks to our TBUS Board Members!

Susan Glor-Scheib, Education

It was a Zumba class that brought me to this obsession we call ukulele! I co-founded and lead Dunedin Ukes, a group that meets on Mondays. I also enjoy playing with a fabulous bunch of ukers, The Backyard Ukes, who jams weekly and occasionally do local open mics. Additionally, in our local Tampa Bay Public Libraries I teach ukulele to adults and children, an extension of my 45-year career in education. The only challenge I have is deciding which of my uke family to pick out for the next jam or event!

Greg Gent, Information Technology

At 10 years old, my parents gave me the choice between two things I really wanted: guitar lessons or an aquarium. Guitar required work, so I chose the aquarium. 40 years later, I decided to learn a musical instrument, this time the ukulele. Now I'm involved with local play-alongs, uke festivals and I even host a weekly online play-along with viewers from across the country and world. I'm also an ambassador for KLOS brand ukuleles. I love planes, boats & water sports and have a technology career that keeps me busy.

Dick Wilson, Secretary

At an estate sale in 2000 I picked up a ukulele for the first time in decades, a 1950s Martin tenor. I bought it (for \$65!) and started playing again. The following year I attended my first ukulele festival and have been enjoying all things ukulele ever since. Currently I'm the organizer of the Orlando/Winter Park Ukulele Meetup Group. Now retired from my career as a writer and producer of corporate events, I'm able to devote more time to things I enjoy, including playing my ever-growing collection of ukuleles.

Gold Tone

Ukulele Guitar

Tuned GCEA

Steel String or Nylon Strings

**Ukulele Vibe,
Guitar Drive**



UG-10: \$399.99

UG-18: \$699.99



Scan to See Video!

Plays like a Ukulele
WWW.GOLDTONE.COM



Workshops & Instructors

Blues Licks & Tricks

Friday, Nov. 17

9:00 – 10:15 am, 10:30 -11:45 am

Sunday, Nov. 19

9:00 – 10:15 am, 10:30 -11:45 am

All in Caspian Boardroom, Deck 5, midship

Taught by Jay Nunes



Blues Licks & Tricks

Twelve bar blues– it’s not just for blues songs; it’s the basis for many pop and rock songs too. In this workshop players will understand:

- What 12 bar blues is, how to play leads (main melody or note sequence) and adapting them to any key.
- Playing leads and tricks with all music genres up the neck using Jay’s tablatures
- Using bend, slide and hammer techniques to add variety and interest

A low G ukulele is recommended but not required. Attendance is limited to 15; the workshop is offered twice on Friday morning and twice again Sunday morning. Please remember this workshop is for pre-registered attendees with intermediate skills including playing the Bb chord, barre chords and reading basic tablature. If you haven’t pre-registered yet, send an email to Thomas.M.Hood@Gmail.com

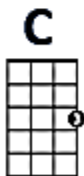
About Jay: Jay received his first guitar at Christmas 1975, first ukulele in 2008 and joined the Tampa Bay Ukulele Society in July of 2009. Playing at the original open mic/jams inspired him to start the first official TBUS Jam Session in April 2010. He was a TBUS Board of Directors member for 6 years and then served as president for 2 years. Jay still hosts the “2nd Saturday Jam Session” and recently started the “1st Tuesday Jam Session.” Firmly believing “there’s nothing that binds us together as songs shared among friends,” Jay continues to share his love of the uke through performing, jams, lessons and workshops. www.JayNunes.com



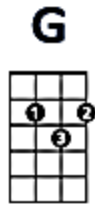
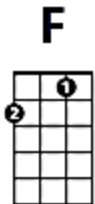
Jay's Blues Licks and Tricks



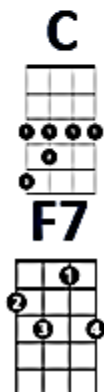
12 Bar Blues in C 4/4 Timing



| 4 Count between bars |



C	F	C	C
F	F	C	C
G	F	C	G



Blues in C Variation/ Nashville System 1. 4. 5.

C 1	F 4	C 1	C7 1'7 th
F 4	F7 4'7	C 1	C7 1'7 th
G7 5'7 th	F7 4'7 th	C 1	G7 5'7 th



A Scale

1 Fret 2 Frets
 ½ Step and Whole Steps on the Ukulele

	A	B	C	D	E	F	G	A	B
A=	0	2	3	5	7	8	10	12	14
E=	0	-----	-----	-----	-----	-----	-----	-----	-----
C=	0	-----	-----	-----	-----	-----	-----	-----	-----
G=	0	-----	-----	-----	-----	-----	-----	-----	-----

Playing Tablature Chords

	C	F	G7
A	3	0	2
E	0	1	1
C	0	0	2
G	0	2	0

Playing Tablature Notes

A	-----
E	-----
C	-----
G	0-3-5--0-3-6-5--0-3-5--3-0-0----



Blues Scales Key of A

RED# = "A" Root Note H = Hammer B= Bend S=Slide (#)=Finger Used
 BU=Up
 BD=Down

Play the Chord First

A Chord

Block #1

A **-0**-----**0**--2(2)--3(3)-----

E -0-----**0**--2(2)--3(3)-----

C -1-----**0**--2(2)-----

G **-2**----0-H**2**(2)-----

A -----3(3)--2(2)--**0**-----

E -----3(3)--2(2)--**0**-----

C -----BU**2**(2)--BD**2**(2)--**0**-----

G -----**2**(2)-----

A Chord

Block #2

A **-0**-----3(1)--B**5**(3)--3(1)-----

E -0-----3(1)-**5**(3)-----**5**(3)--

C -1-----**0**-2(2)-S**4**(2)-----

G **-2**-----**2**(2)-----

A Chord

Block #3

A -4-----4(1)-5(2)-7(4)--

E -4/**5**-----4(1)-**5**(2)-7(4)-----

C -4-----4(1)-6(3)-----

G -4/6---**2**(1)-S**4**(1)-6(3)-7(4)-----

A --7(4)-5(2)-4(1)-----

E -----7(4)-**5**(2)-4(1)-----

C -----6(3)-4(1)-----

G -----7(4)-6(3)-4(1)-**2**(1)---



Blues Scales Key of C

Red# = C Root Note in each Block

	C Chord	Pentatonic Scale
A	- 3 -----	-----0--2-- 3 -- 3 --2--0-----
E	-0-----	-----0--1--3-----3--1--0-----
C	- 0 -----	----- 0 --2-----2-- 0 -----
G	-0-----	-----

	C Chord	Pentatonic Scale Augmented
A	- 3 -----	----- 3 --1-----1-- 3 -----
E	-0-----	-----3--1-----1--3-----
C	- 0 -----	-----B3-- 0 ----- 0 --3-----
G	-0-----	-----

	C Chord	Block #1
A	- 3 -----	----- 3 (1)- 5 (3)- 6 (4)-----
E	-3-----	----- 3 (1)- 5 (3)- 6 (4)-----
C	-4-----	----- 3 (1)- 5 (3)-----
G	- 5 -----	----- 3 (1)- 5 (3)-----

A	--- 6 (4)- 5 (3)- 3 (1)-----
E	----- 6 (4)- 5 (3)- 3 (1)-----
C	----- BU5 (3)-- BD5 (3)-- 3 (1)-----
G	----- 5 (3)-----

	C Chord	Block #2
A	- 3 -----	----- 6 (1)-- B8 (3)-- 6 (1)-----
E	-3/4-----	----- 6 (1)- 8 (3)----- 8 (3)-----
C	-3-----	----- 3 (1)- 5 (3)- S7 (3)-----
G	-3/5-----	----- 5 (3)-----

	C Chord	Block #3
A	-7-----	-----7-8-10--10-8-7-----
E	- 8 -----	-----7- 8 -10-----10- 8 -7-----
C	-7-----	-----7-9-----9-7-----
G	-0-----	----- 5 - S7 -9-10-----10-9-7- 5 -----



Blues Scales Key of D

Red# = D Root Note in each Block

	D Chord	Pentatonic Scale
A	-0-----	-----2-4- 5 --- 5 -4-2-----
E	-2-----	-----2-3-5-----5-3-2-----
C	- 2 -----	----- 2 -4-----4- 2 -----
G	-2-----	-----

	D Chord	Pentatonic Scale Augmented
A	- 5 -----	----- 5 -3-----3- 5 -----
E	-2-----	-----5-3-----3-5-----
C	- 2 -----	-----B4- 2 ----- 2 -4-----
G	-2-----	-----

	D Chord	Block #1
A	- 5 -----	----- 5 -7-8-----8-7- 5 -----
E	-5-----	-----5-7-8-----8-7-5-----
C	-6-----	-----5-7-----B7-5-----
G	- 7 -----	-----5- 7 ----- 7 -----

	D Chord	Block #2
A	- 5 -----	----- 8 (1)--B 10 (3)-- 8 (1)-----
E	-5-----	----- 8 (1)- 10 (3)----- 8 (3)-----
C	-5/6-----	----- 5 (1)- 7 (3)- 9 (3)-----
G	-5/ 7 -----	----- 7 (3)-----

	D Chord	Block #3
A	-9-----	-----9-10-12--12-10-9-----
E	-9/ 10 -----	-----9- 10 -12-----12- 10 -9-----
C	-9-----	-----9-11-----11-9-----
G	-9/11-- 7 - 9 -11-12-----	-----12-11-9- 7 -----



Bonus Classic Licks

C Chord

Classic Blues bend

A -7-----6-B8-6-----/-----10-----
 E -**8**-----6-**8**-----**8**-----/**8**-10-BU10-----BD10--**8**---
 C -7-----/
 G -0-----/

C Chord

The Train Lick

A -7-----10----10-----10----10--
 E -**8**----- BU10--BD10---BU10--BD10---
 C -7-----
 G -0-----

C Chord

Classic Blues Walk Down, C to G7

A -**3**-----7--6--5--3--2-----
 E -3-----1-----
 C -4-----7--6--5--4--2-----
 G -**5**-----0-----

Brown Eyed Girl

C

F

C

G

A -3-5-7-5-3---8-10-12-10-8---3-5-7-5-3---2---0-2-3-5---
 E -----3-----
 C -4-5-7-5-4---9-10-12-10-9---4-5-7-5-4---2-----
 G -----

Margarita Ville

C

F

G7

C

A -----3-
 E -3--3--3--1--3--3--3--3--1--3--5--5--5--3--1--0-
 C -4--4--4--2--4--4--4--4--2--4--5--5--5--4--2--0-
 G -----0-

LANIKAI™

Real Ukuleles for Real Musicians.

The Sound of Variety



LU21-S
Okoume
Soprano



QM-PUCEC
Guitled Maple
Electric Concert



MA-8T
Mahogany
8 String Tenor



QA-T
Oak Tenor



ACST-CEG
Acacia Solid Top
Electric Guittelele



FB-EBU
Figured Bocote
Electric Bass



SPST-B
Spruce Solid Top
Baritone

With ongoing commitment to innovation for 20 years, Lanikai has offered unparalleled features, and set new standards across the industry. These unique features have long attracted interest for all musicians, from beginner to professional.

Find Your Sound at LanikaiUkuleles.com

Workshops & Instructors

Intro to Improvisation

(2 consecutive workshops)

Friday, Nov. 17

7:00 – 8:45 pm

Colony Club, Deck 6 (aft)



Taught by Chrissy Ukulele

Kanile'a Ukulele Endorsed Artist

Intro to Improvisation


Ever wish you could play dazzling instrumental improvisations on your ukulele, but just didn't know how to do it? This two-part workshop takes you through the process of creating melodic improvisations, regardless of your expertise level. You'll be introduced to:

- The conceptual and intuitive sides of the brain
- How to translate colors and emotions into music
- The techniques required to bring your musical phrases to life

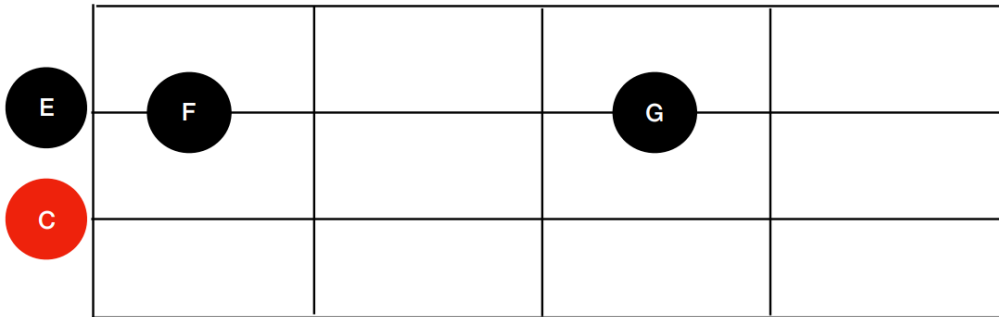
A basic understanding of theory is helpful, but not to worry! The concepts are so simple you're certain to be able to follow along, and then start creating your own impressive ukulele solos!

About Chrissy: With a dash of Jack Johnson, a splash of Madonna and a spoonful of California sunshine, singer/songwriter, film composer & educator Chrissy Ukulele performs radio-friendly ditties that sit in your subconscious for days. A former member of the Melbourne (Australia) Ukulele Kollektive and now based in Los Angeles, she's headlined events such as the Melbourne and The Gaithersburg Ukulele Festivals. Whether playing original songs or her own versions of well-known pop tunes, Chrissy loves sharing her passion for the ukulele with audiences worldwide. Deeply rooted in escapism, her lyrics are often about fleeing the 9-5, and will have you fantasizing about "tuxedos and margaritas." With music degrees from two Australian universities, she's a committed and enthusiastic teacher; check out her online songwriting instruction at www.ChrissieUkulele.com

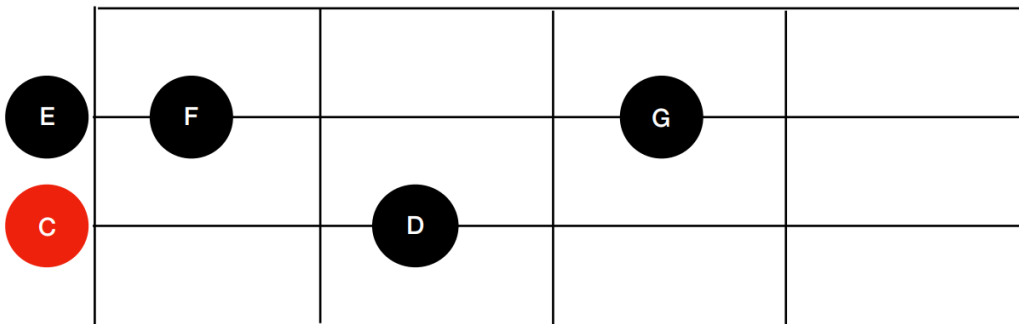
Intro to Improvisation



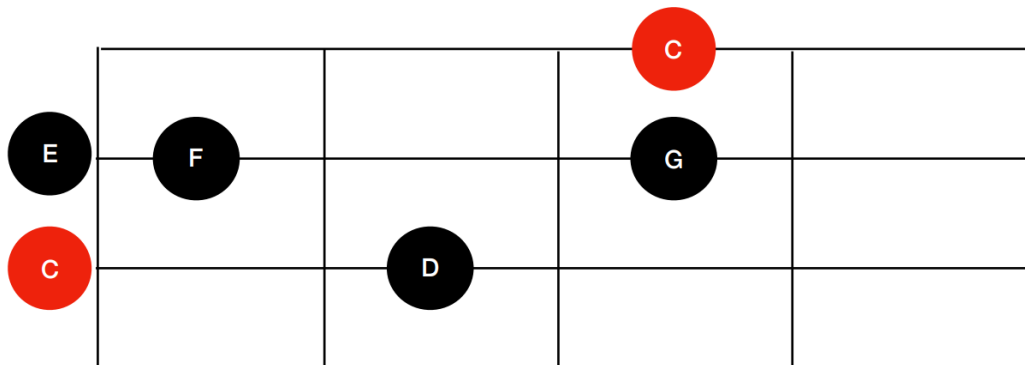
Intro to Improvisation



Warm Up Exercise

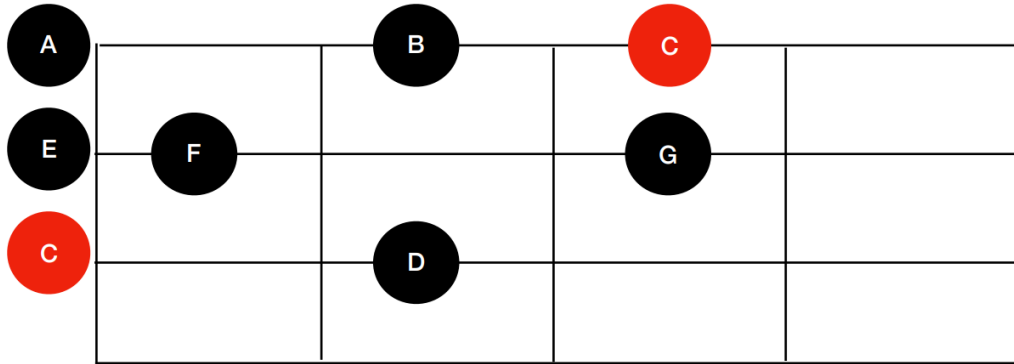


Exercise #1



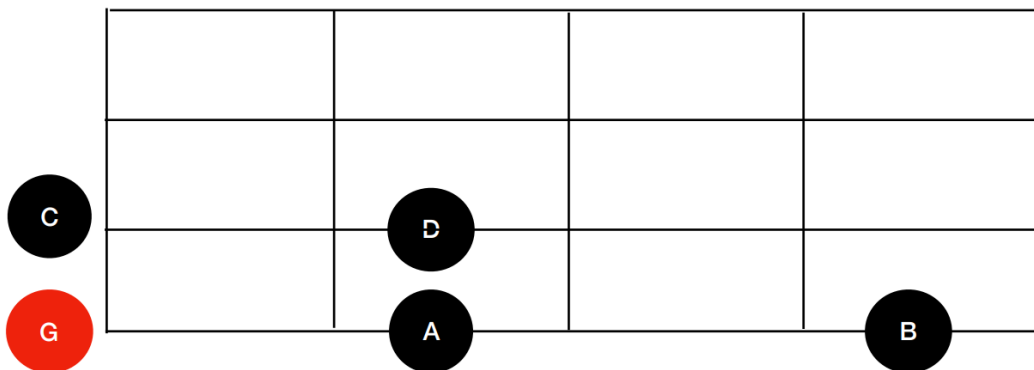
Exercise #2

Intro to Improvisation



Exercise #3

Key of G

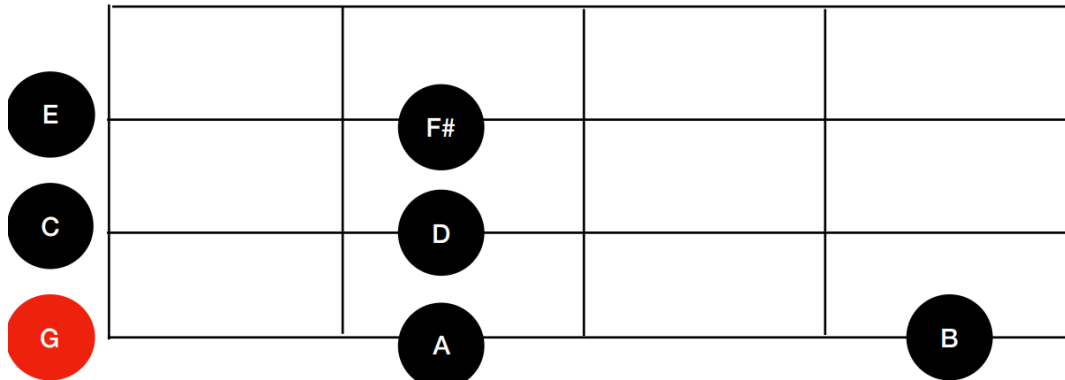


Exercise #4

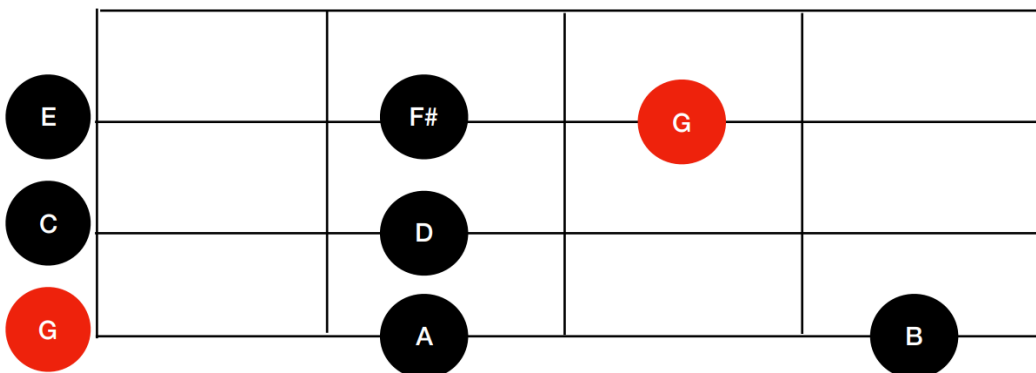
Intro to Improvisation



Chrissy- Do we need to include the guitar photos above the fretboards? Seems to me they eat up space without adding to your message, but it's your call.



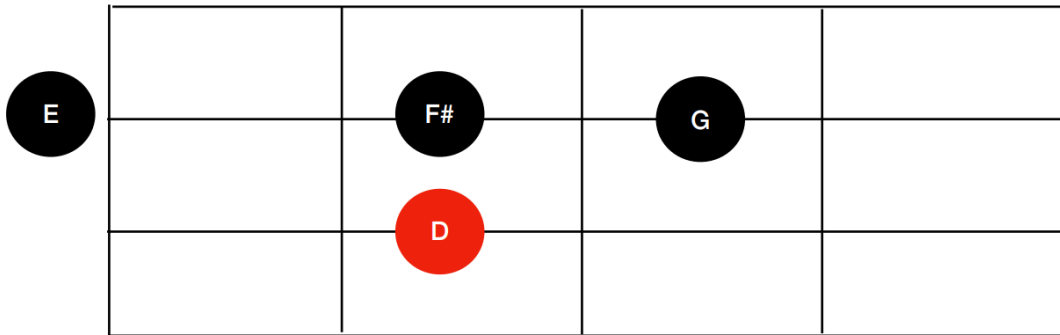
Exercise #5



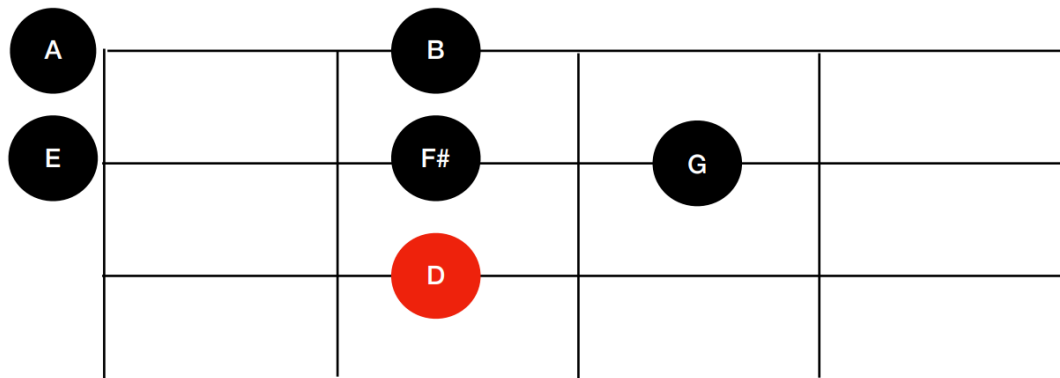
Exercise #6



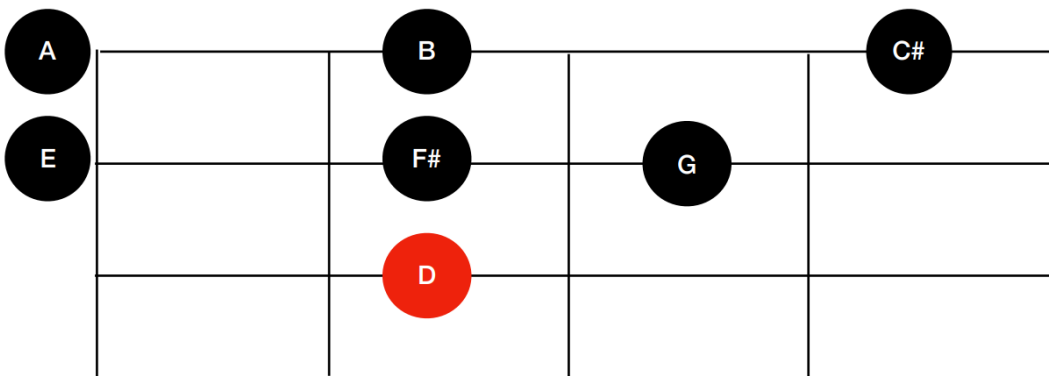
Key of D



Exercise #7



Exercise #8



Exercise #9

**LUNA
DUKES**



PLAY THE ART OF MUSIC



*Singer-Songwriter
Natalia Lugo*

**HENNA
DRAGON**
UKULELES

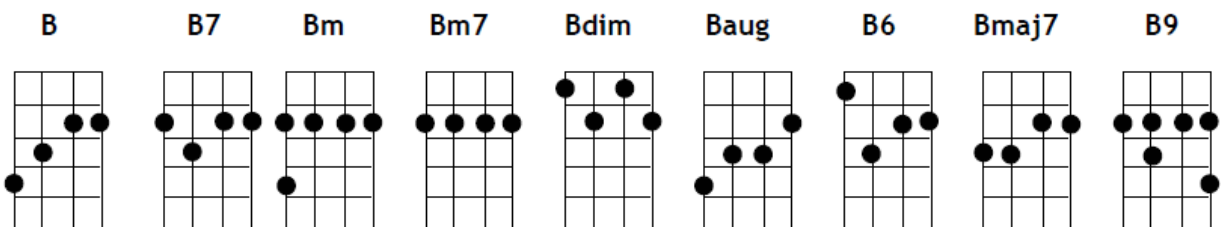
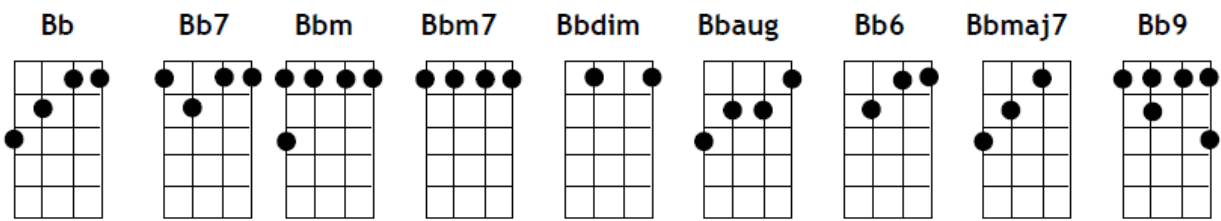
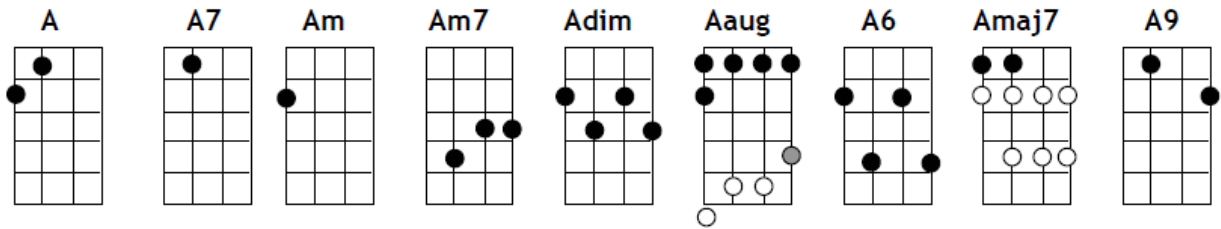
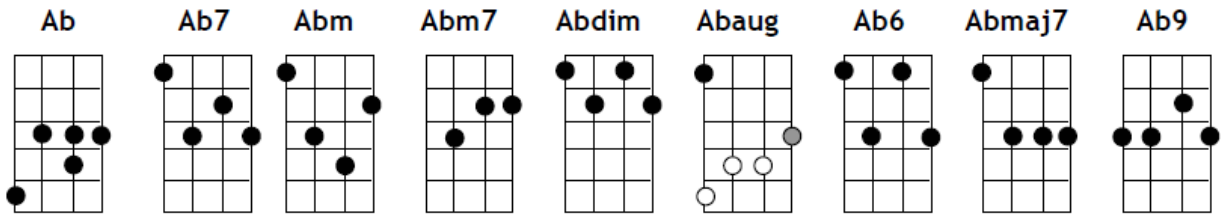
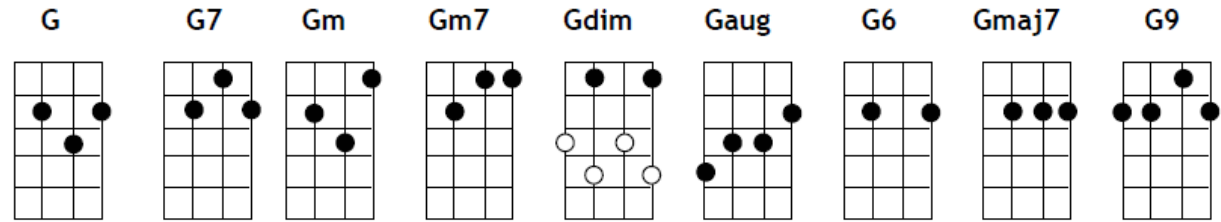
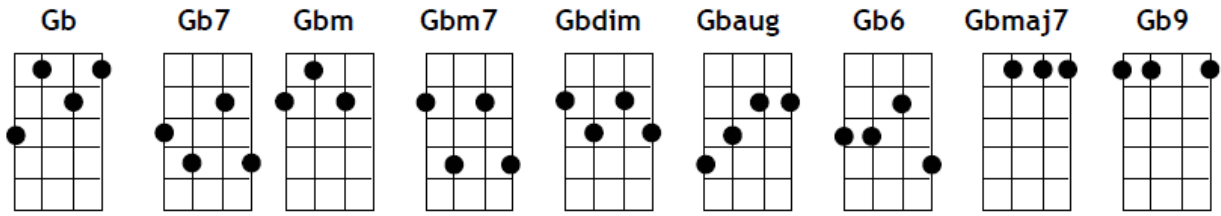


    
lunaguitars.com

UKULELE CHORD CHART

"G C E A" Standard Tuning

C 	C7 	Cm 	Cm7 	Cdim 	Caug 	C6 	Cmaj7 	C9
Db 	Db7 	Dbm 	Dbm7 	Dbdim 	Dbaug 	Db6 	Dbmaj7 	Db9
D 	D7 	Dm 	Dm7 	Ddim 	Daug 	D6 	Dmaj7 	D9
Eb 	Eb7 	Ebm 	Ebm7 	Ebdim 	Ebaug 	Eb6 	Ebmaj7 	Eb9
E 	E7 	Em 	Em7 	Edim 	Eaug 	E6 	Emaj7 	E9
F 	F7 	Fm 	Fm7 	Fdim 	Faug 	F6 	Fmaj7 	F9



Workshops & Instructors

Ukulele Essentials

Fri., Nov. 17, 9:00 – 10:15 am, 10:30 – 11:45 am

Right Hand Essentials

Sun., Nov. 19- 9:30 – 10:15 am, 10:30 – 11:45 am

All in Adriatic/Baltic Conv. Ctr. Deck 5, midship

Taught by

Ukulele Gent

KLOS Ukuleles Ambassador



Ukulele Essentials

Ukulele Gent introduces players to all the skills they really should know, including:

- How to create the “chucking” sound, and work that into your playing
- Moving beyond just strumming by adding picking to your playing
- Understanding the key of a song and knowing what key is right for you
- Working with the tempo of a song

Bottom line- You’ll discover the techniques that will move you beyond beginner.

Right Hand Essentials

Add exciting and interesting additions to your ukulele sound, such as:

- Adding chucking to more complex strums
- Playing more complicated picking patterns
- How to work chucking and picking into songs you already know

Once you start using these flourishes a little, you’ll soon be using them alot! At the end of the workshop, you’ll leave with the skills to practice, perfect and improve your overall range of playing.

About Greg: Logging onto www.Facebook.com/UkuleleGent 7pm Wednesdays is a weekly ritual for many uke players. That’s when “Jam at Gent’s” happens, the creation of Ukulele Gent, AKA Greg Gent. His show is a free online play-along with scrolling chords and lyrics along with instruction & special guest performers such as Victoria Vox, Stu Fuchs, Chrissy Ukulele, Bob Tigert & Lisa Webb and many others. When not preparing for his weekly jam, The Gent is involved in local play-alongs, uke festivals, being a TBUS board member plus his regular job as an IT professional.



OHANA
CUSTOM SHOP

www.ohanacustomshop.com



The shop is open.

Designed and handmade in California, USA. Check out the new custom creations!

Workshops & Instructors

Ukulele Jazz

Friday, Nov. 17- 2:00 – 3:00 pm

Vocal Technique & Your Uke

Sunday, Nov. 19- 2:00 – 3:00 pm

All in Aurora Theatre, Decks 5/6, Fwd

Taught by

Lisa Webb

Ohana Ukuleles Artist



Ukulele Jazz

“Dream a Little Dream of Me” “Paper Moon” “Blue Skies” Oh those great jazz songs of the 20’s, 30’s & 40’s! What made them so unforgettable in every way? Simple- they were jazzy. In this workshop Lisa will introduce you ear-catching jazz chords in addition to chord extensions & progressions, intros & outros and strumming techniques, all of which will help you literally jazz up your playing!

Vocal Technique & Your Uke

Want to have a blast singing and sounding your best? Join performer and teacher Lisa Webb as she takes you through some easy exercises and fun techniques to improve your vocals and customize your uke playing to show off your best voice!

Topics will include:

- Vocal warmups
- Proper breathing techniques
- Pitching the right songs in the right keys for your voice

About Lisa: Ohana Ukulele artist Lisa Webb is a multi-instrumentalist and jazz vocalist living in Nashville, where she’s a professional musician and songwriter. Over the years she’s performed and recorded with the LA Jazz Choir, Steve Allen, Bob Hope, Glen Campbell, Leslie Lewis and Rosemary Clooney. You may have seen her at the Gaithersburg Ukulele Festival, Paul Mansell’s Ukulele Sessions or Ukulele Gent’s weekly online jam. Lisa holds a Master’s degree in music composition from the University of North Texas, home of the foremost jazz studies program in the US. Her recordings are on Apple, Spotify and other streaming platforms. @LisaWebbMusician



Ukulele Jazz

A workshop taught by
Lisa Webb
of



Ukulele Jazz 6ths & 7ths

Standard Ukulele Fret Board

Am7	Bbm7	Bm7	Cm7	C#m7	Dm7	D#m7	Em7	Fm7	F#m7	Gm7	G#m7	Am7
A	A#/Bb	B	C	C#/Db	D	D#/Eb	E	F	F#/Gb	G	G#/Ab	A
E	F	F#/Gb	G	G#/Ab	A	A#/Bb	B	C	C#/Db	D	D#/Eb	E
C	C#/Db	D	D#/Eb	E	F	F#/Gb	G	G#/Ab	A	A#/Bb	B	C
G	G#/Ab	A	A#/Bb	B	C	C#/Db	D	D#/Eb	E	F	F#/Gb	G
0	1	2	3	4	5	6	7	8	9	10	11	12
C6	C#6	D6	D#6	E6	F6	F#6	G6	G#6	A6	Bb6	B6	C6

Chord construction: in 3rds: C, E, G, B, D, F, A, C

Always look for chord spellings - anywhere on the neck.

- a. 6th chords - all triads with added 6th (C, E, G, A) **PRACTICE**
m7 chords - minor triad with minor 7th (A, C, E, G) (2m-5-1)

- b. Dominant 7th chords (resolutions 5-1)
C7 shape and A7 shape (play up the neck)

GLORY OF LOVE (C7 shape)

C G7 C C7 F6
You got to win a little, lose a little, and always get the blues a little
C G7 E7 Eb7 D7 Db7 A7
That's the Glory of, That's the Glory of Love.....

ROCK ME BABY

C7 (mixing the shapes)

Rock me Baby.

F7 C7
Rock me all night long

C7 = 3433

F7 = 5556

c. 2021

Lisa Webb



THESE BOOTS ARE MADE FOR WALKING

Lee Hazlewood
Recorded by Nancy Sinatra 1966

INTRO: Strum **D6** across all strings from the 10th fret down
(vamp on D6)

[Verse]

D6
You keep saying, you've got something for me,
Something you call love, but confess

G7
You've been messing where you shouldn't be messing,
D6
And now someone else is getting all your best.

[Chorus]

F **Dm**
These Boots are made for walking
F **Dm**
And that's just what they'll do,
F **Dm**
One of these days these boots are gonna walk all over you.

D6 (strum down from 10th fret like intro)
you.

[Verse]

D6
You keep lying when you ought to be truing,
And you keep losing when you ought to not bet,

G7
You keep sameing when you ought to be -a- changing,
D6
Now what's rights right but you aint been right yet. [Chorus]

[Verse]

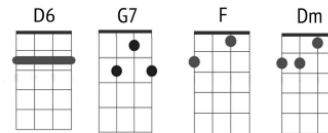
D6
you keep playing where you shouldn't be playing, and
D6 **D6//** **D6//**
you keep thinking that you'll never get burned, ha!

G7
I just found me a brand new box of matches yeah
D6
And what he knows you ain't had time to learn. [Chorus]

[Outro]

D6 **(D6 C6 C#6)**
Are you ready boots, start walking....

*NOTE! All D chords can be played as D6 - finger across the second fret.



Maj7 chords

Standard Ukulele Fret Board

A	A#/Bb	B	C	C#/Db	D	D#/Eb	E	F	F#/Gb	G	G#/Ab	A
E	F	F#/Gb	G	G#/Ab	A	A#/Bb	B	C	C#/Db	D	D#/Eb	E
C	C#/Db	D	D#/Eb	E	F	F#/Gb	G	G#/Ab	A	A#/Bb	B	C
G	G#/Ab	A	A#/Bb	B	C	C#/Db	D	D#/Eb	E	F	F#/Gb	G
0	1	2	3	4	5	6	7	8	9	10	11	12
C6	C#6	D6	D#6	E6	F6	F#6	G6	G#6	A6	Bb6	B6	C6

a. Cmaj7 shape: C Cmaj7 C7 C6 (Something)

C **Cmaj7** **C7**
You're just too good to be true, can't take my eyes off of you, you'd be like heaven to touch
(try in 'D')

b. Gmaj7 shape: G Gmaj7 G7

Gmaj7 C6 Gmaj7 C6 Gmaj7 C6 C6 D9
Once I had a Secret Love, that lived within the heart of me....
Bbma7 Eb6 Bbma7 Eb6 Bbma7 Eb6 Eb6 F9
(3555)

c. 2021
Lisa Webb



Dominant 7ths & 9ths

D7

C
A
F#
D

E9

F#
D
B
G#
E

*Moving the chords
around the fret
board.....*

c. lisa webb 2020

(slide)

Satin Doll

Play in barre chords, slow swing jazz....

Ellington/Strayhorn
arr. L. Webb

Dm7 G9 Dm7 G9
Cigarette holder, which wigs me,
Em7 A9 Em7 A9
Over his shoulder, he digs me,
D9 Ab9 G9 Cmaj7 Dm7 Ebm7 Em7 Ebm7
Out catin' that Satin Doll.

Dm7 G9 Dm7 G9
Baby shall we go out skippin',
Em7 A9 Em7 A9
Careful amigo, you're flippin',
D9 Ab9 G9 Cmaj7 Cmaj7
Speaks latin, that Satin Doll.

Gm7 C7
He's nobody's fool,
Gm7 C7 F
So I'm playin' it cool as can be.

Am7 D7
I'll give it a whirl,
Am7 D7 G9 A9
But ain't for that guy catchin' me! (switch-a rooni!)

Dm7 G9 Dm7 G9
Telephone numbers, well, you know,
Em7 A9 Em7 A9
Doing my rumbas with Uno,
D9 Ab9 G9 Cmaj7
And that 'n' my Satin Doll.

D9 Ab9 G9 Cmaj7
Speaks latin, that Satin Doll
D9 Ab9 G9 Cmaj7
And that 'n' my Satin Doll.

Dm7 5555 G9 4555
Em7 7777 A9 6777
D9 5600 Ab9 5666 G9 4555 C7 3433
Gm7 0211 C7 0001 F 0201
Am7 0000 D7 2223 G9 4555 A9 6777
Cmaj7 0077



AUTUMN SERENADE

Songwriters: Sammy Gallop / Peter De Rose

INTRO: Am Am(Ma7) Am7 Am(Ma7) Am7 Am(Ma7) // **E9**

1. **Am(Ma7) / / E9**

Through the trees Comes Autumn with her serenade

Am(Ma7) / D9 /

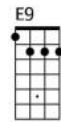
Melo - dies The sweetest music ever played

Bm7 E9 AMa7 /

Autumn kisses we knew Are beautiful souve-nirs

F#9 F9 Bm7 E9

As I pause to recall The leaves seem to fall like tears



2. **Am(Ma7) / / E9**

Silver stars Were clinging to an Autumn sky

Am(Ma7) / D9 /

Love was ours Until October wandered by

Bm7 E9


Let the years come and go I'll still feel the glow

C#m7 F#9

That time cannot fade When I

Bm7 B7 F9 E9 A6 Bb6 A6 Bb6 A6 //

hear that lovely Autumn sere-nade Serenade Serenade



Repeat 1st verse for solo - vocal in on verse 2



VOCAL TECHNIQUES & YOUR UKE

Lisa Webb

First Vocal Stretches & Warm ups

Chair Breathing

1. Breaths
2. HA HA HA
3. Big breath - AH

Reach for the Stars!

1. Reach up and stretch
2. reach and sing AH - drop arms slowly
3. Oh, Oo, Ee, Aye (repeat arms)

Slides

1. From low to high and back down
2. To find your range.
3. To extend your range

Song keys/style

1. Does the printed song fit your voice?
2. Is it more comfortable higher or lower?
3. Change the key - use of intervals/internet!
4. What key makes YOU sound the best?
5. Style - is it strummed? Picked? Rock, folk, jazz?



Vocal Technique & Your Uke



VOCAL RANGES

Soprano			Tenor
Mezzo-Soprano			Baritone
Alto			Bass
Countertenor			Bass



UKULELE RANGE: Low g to high c

SING - with Ukulele 1/2 step warm up.... Choir style on Uke - C6 arpeggios

**NUMBERS: C=1 D=2 E=3
F=4 G=5 A=6 B=7**

Vocal Technique & Your Uke



FINDING THE RIGHT KEY FOR YOUR VOICE - TRANSPOSING

Lisa Webb Nashville, TN

@lisawebbmusician

A little math - the NASHVILLE NUMBER SYSTEM

Each scale degree has a number

C D E F G A B C = Do Re Mi Fa Soh La Ti Do = 1 2 3 4 5 6 7 8

Transpose a short progression with numbers:

C Am F G C = 1 6m 4 5 1

song better in G? **G is now 1 G Em C D G**

(don't forget to use your ear - does the progression sound the same?)

NASHVILLE NUMBER SYSTEM CHART

KEY	1	2	3	4	5	6	7
A	A	Bm	C#m	D	E	F#m	G#dim
Bb	Bb	Cm	Dm	Eb	F	Gm	Adim
B	B	C#m	D#m	E	F#	G#m	A#dim
C	C	Dm	Em	F	G	Am	Bdim
Db	Db	Ebm	Fm	Gb	Ab	Bbm	Cdim
D	D	Em	F#m	G	A	Bm	C#dim
Eb	Eb	Fm	Gm	Ab	Bb	Cm	Ddim
E	E	F#m	G#m	A	B	C#m	D#dim
F	F	Gm	Am	Bb	C	Dm	Edim
Gb	Gb	Abm	Bbm	Cb	Db	Ebm	Fdim
G	G	Am	Bm	C	D	Em	F#dim
Ab	Ab	Bbm	Cm	Db	Eb	Fm	Gdim

Vocal Technique & Your Uke



YELLOW SUBMARINE

Lennon/McCartney

[Verse 1]

1 5 4 1

In the town where I was born

6m 2m 4 5

Lived a man who sailed to sea

1 5 4 1

And he told us of his life

6m 2m 4 5

In the land of submarines

1 5 4 1

So we sailed up to the sun

6m 2m 4 5

Till we found the sea of green

1 5 4 5

And we lived beneath the waves

6m 2m 4 5

In our yellow submarine

[Chorus]

1 5

We all live in a yellow submarine

5 1

Yellow submarine, yellow submarine

1 5

We all live in a yellow submarine

5 1

Yellow submarine, yellow submarine

Vocal Technique & Your Uke



..... is a multi-instrumentalist and jazz vocalist. She studied music growing up in St. Louis and earned a Master's in Music Composition from North Texas State University. While residing in Los Angeles she was fortunate to have performed and recorded with the LA Jazz Choir, Steve Allen, Bob Hope, Glen Campbell, Leslie Lewis and recorded on the Concord Jazz label with Rosemary Clooney.

After making Nashville her permanent home she has continued her career as a professional musician and songwriter - and happily added the ukulele to her list of instruments! Her first ukulele recording **UKE HAPPY** in 2020 helped spread a little joy around to a pandemic world. She spent 2021 setting 40 of the Psalms, and produced her follow-up record **SONGS IN THE KEY OF UKE**. She was also happy to be featured on Greg Gent's Ukulele Gent, the Gaithersburg Festival, The Los Angeles Ukulele Festival, Paul Mansell's The Ukulele Sessions, The Ohana Sessions and the Memphis Library Music Series.

Currently Lisa is honored to be an **OHANA ARTIST** and teacher and is beyond excited to be releasing a new recording **THE WEBB TIGERT UKULELE DUO** in 2023 with partner Bob Tigert. All of Lisa's recordings are available on Apple, Spotify and other streaming platforms and @lisawebbmusician.



photo courtesy of Jennifer Lantz, Bandwagon Music & Repair

Lisa Webb
@thelyricalpen



venmo



Kala Brand supports
TBUS and its causes!

Go to the custom link kalabrand.com/TB ; purchase a Kala brand product and receive a 10% discount. Kala will make a generous contribution towards TBUS educational programs for each purchase.



Cut A Way

Baritone

Tenor

*Valid on online purchases only; cannot be combined with other offers; and some restrictions apply

Workshops & Instructors

Play this Song, Learn that Technique

Friday, Nov. 17- 3:00 – 4:00 pm

Plays Well With Others

Sunday, Nov. 19- 3:00 – 4:00 pm

All in Aurora Theatre, Decks 5/6, Fwd

Taught by

Bob Tigert

Lanikai Ukuleles Artist



Play this Song, Learn that Technique

There's power in playing with other people. This workshop is all about using group jam sessions to improve your personal playing skills. You'll discover how different songs or play-alongs can foster important techniques like:

- Fretboard skills
- Arranging song for variety and contrast
- How to make familiar songs your own for performance

You'll come away with a new mindset-- that even the simplest songs can boost your playing in surprising ways.

Plays Well with Others

Every ukulele player knows it's more fun to play with others. But there's also a skill set that goes along with playing with others, skills that include:

- Preparation- You'll learn the best habits to set yourself up for success
- Practice- 3 essential steps to help you get the most out of practice time
- Performance- How to become everyone's favorite player

You'll not only come away new ideas, you'll also be on your way to becoming the best ukulele player you can be.

About Bob: After a remarkably successful international video career, Bob returned to music by playing bluegrass bass in Nashville and producing recordings, which introduced him to the power of a well-played ukulele. His band, Bob's Your Uncle, has since released 3 albums. With Lisa Webb, Bob is half of The Webb-Tigert Duo, which will perform at the 2024 Vienna International Ukulele Festival. Ukulele Magazine's Editor Blair Jackson describes Bob as *"bold and assertive; there's variation a-plenty in his strumming and fingerpicking. The man can play!"*



How we all can benefit from "jams"

Play This Song Learn That Technique



Play This Song; Learn That Technique

3 Steps in an Organized Practice Session

- 1) Warm - Up
- 2) Techniques / Skills Training
- 3) Free Play

Play This Song, Learn That Technique



Play This Song; Learn That Technique



Conceptualizing the musical group as a drum set.

Individual Instruments with Individual Roles

Play This Song; Learn That Technique



Conceptualizing the musical group as a drum set.

Individual Instruments with Individual Roles

Play This Song; Learn That Technique



Conceptualizing the musical group as a drum set.

Individual Instruments with Individual Roles

BIG EARS - How to listen while playing, and what to listen for







Play This Song, Learn That Technique



Play This Song; Learn That Technique

Fundamental "Paradiddles"
Basic Flourishes That Work







1 Maj7 6 Maj7
G chord



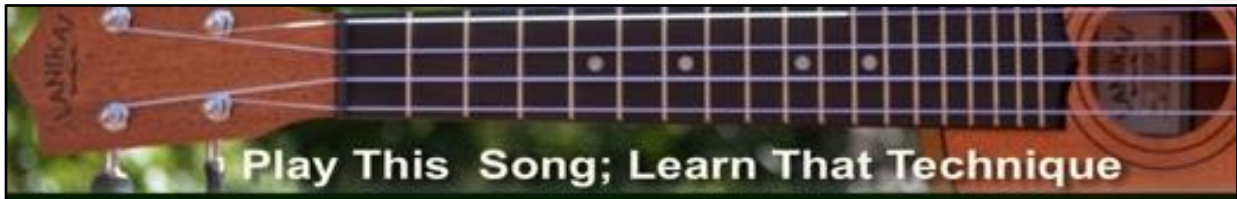
Play This Song; Learn That Technique

Fundamental "Paradiddles"
Basic Flourishes That Work

1 Maj7 6 Maj7
C chord



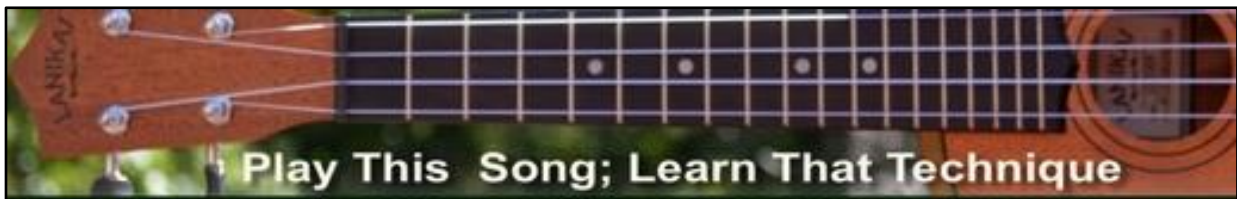
Play This Song, Learn That Technique



G **Gmaj7** **G6**

Fundamental "Paradiddles"
Basic Flourishes That Work

1 Maj7 6 Maj7
G chord



C **Cmaj7** **C6**

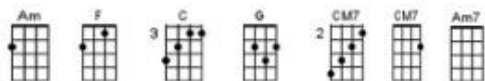
Fundamental "Paradiddles"
Basic Flourishes That Work

1 Maj7 6 Maj7
C chord

Play This Song, Learn That Technique



Have You Ever Seen The Rain (Traditional version)



INTRO

Am F C C

C C C C
Someone told me long ago. There's a calm before the storm

G G C C
I know,,, it's been comin' for sometime

C C C C
When it's over so they say It'll rain a sunny day

G G C C
I know, shinin' down like water

C C C C
Yesterday and days before Sun is cold and rain is hard

G G C C
I know, been that way for all my time

C C C C
'Til forever on it goes Through the circle, fast and slow

G G C C
I know, it can't stop, I wonder...

F G C Cmaj7 Am Am7
I wanna know, have you ever seen the rain

F G C Cmaj7 Am Am7
I wanna know, have you ever seen the rain

F G C C
Comin' down on a sunny day.

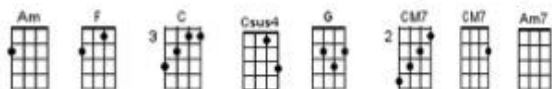
F G C Cmaj7 Am Am7
I wanna know, have you ever seen the rain

F G C Cmaj7 Am Am7
I wanna know, have you ever seen the rain

F G C C
Comin' down on a sunny day.

Repeat Chorus

Have You Ever Seen The Rain (sus4 version)



INTRO

Am F C C

C Csus4 C Csus4
Someone told me long ago. There's a calm before the storm

G G C C
I know,,, it's been comin' for sometime

C Csus4 C Csus4
When it's over so they say It'll rain a sunny day

G G C C
I know, shinin' down like water

C Csus4 C Csus4
Yesterday and days before Sun is cold and rain is hard

G G C C
I know, been that way for all my time

C Csus4 C Csus4
'Til forever on it goes Through the circle, fast and slow

G G C C
I know, it can't stop, I wonder...

F G C Cmaj7 Am Am7
I wanna know, have you ever seen the rain

F G C Cmaj7 Am Am7
I wanna know, have you ever seen the rain

F G C C
Comin' down on a sunny day.


F G C Cmaj7 Am Am7
I wanna know, have you ever seen the rain

F G C Cmaj7 Am Am7
I wanna know, have you ever seen the rain

F G C C
Comin' down on a sunny day.

Repeat Chorus

Play This Song, Learn That Technique



Play This Song; Learn That Technique

Understanding the Song as a Structure *and acting upon that understanding*

A song is a lyric (poetry)
set to a melody
which is propelled by rhythm.



Play This Song; Learn That Technique

Understanding the Song as a Structure

- Intro
- Verse
- Pre-Chorus / Chorus
- Bridge
- Outro



Play This Song; Learn That Technique

Understanding the Song as a Structure

Charts must be easy to read,
in order to clarify structure.

Performance uses Variety & Contrast
to differentiate sections.

"Fairy Dusting" (from Bryan Tolentino) is used
to define and lift the sonic texture.

Plays Well With Others



Plays Well With Others

A workshop by Bob Tigert

A way to think about and coordinate your musicianship:

Prep

Practice

Performance

PREP – Set yourself up for success

Space, with support – stands, tuners, extra stuff

Cases are meant for transporting, not for storage.

Make it easy to start. Make it easy to continue.

PRACTICE – the 3 Time-Tested steps in any sort of practice session, or larger band rehearsal

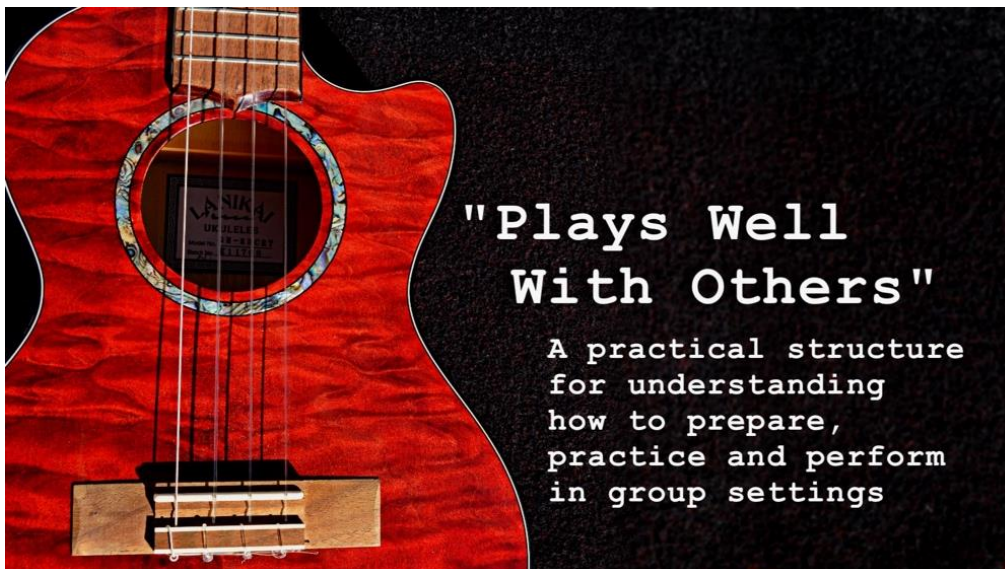
1) Warm-up

2) Technique/Challenge

3) Free-Play

Practice like you perform, because you will perform the way you practice.

PERFORMANCE – not only how well you play and perform but also how easily you can interact and engage with your audience, your promoter AND your fellow musicians – both in your group and with those who share the stage.



Plays Well With Others



"Plays Well With Others"
Preparation

- Care & Feeding
of your instrument(s)
- Support Stuff - What & Why
- Charts - Purpose & Prep
- Developing Disciplines
of Time & Space



"Plays Well With Others"
**Structuring
Personal Practice**

- Warm-up
- Techniques & Skills
- Application
- Free Play



"Plays Well With Others"
Performance

- Understanding Equipment:
Mics, Amps, and Stages
- Conduct - on stage & off
- How to lead a group
- What you owe the venue
and the audience

**BIG EARS: How to listen while playing,
And what to listen for...**

Plays Well With Others



Walkin' In The Rain

by Johnny Bragg & Robert Riley
The Prisonaires

INTRO Vamp: C F C C F

Then play instrumental over shaded part of verse for intro,
add measure to <G>

Just walkin' in the rain, C F C
getting soaking wet C F C
Torturing my heart G G7
by trying to forget C <G>

Just walkin' in the rain, C F C
so alone and blue C F C
All because my heart G G7
still remembers you C Fm C C7

Bridge

People come to their windows, F F
They always stare at me C C C7
Shakin' their heads in sorrow, sayin' D D D7
"Who can that fool be?" Dm G Gb <G>

Just walkin' in the rain C F C
Thinkin' 'bout how we met C F C
Knowin' things can't change G G7
And somehow I can't forget C Fm <C>

INSTRUMENTAL VERSE

Bridge

People come to their windows, F F
They always stare at me C C C7
Shakin' their heads in sorrow, sayin' D D D7
"Who can that be?" Dm G Gb G
Now, who can he be? Dm G G# <A>

Just walkin' in the rain D G D
Thinkin' 'bout how we met D G D
Hopin' things might change A A7
'Cause somehow I can't forget D Gm!! D
Wishin' things could change A A7
'Cause somehow I can't forget D Gm!! <D>

Plays Well With Others



walkin' in the Rain by Johnny Bragg & Robert Foley
The Prisonaires

INTRO Vamp: C F C C F

Then play instrumental over shaded part of verse for intro, add measure to <G>

Lead Line (melody) C F C
C F C
G G7
C <G> <G7>

Just walkin' in the rain,
so alone and blue
All because my heart


Just walkin' in the
Thinkin' 'bout how we
Knowin' things can't
And somehow I can't
People come
They always
Shakin' their
"Who can
Now, who can

Bridge F F
People come to their windows,
C C C7
They always stare at me
D D D7
Shakin' their heads in sorrow, sayin'
Dm G Gb G
"Who can that be?"
Dm G G# <A>
Now, who can he be?

Just walkin' in the rain
Thinkin' 'bout how we met
Hopin' things might change
'Cause somehow I can't forget
Wishin' things could change
'Cause somehow I can't forget

You're Invited to
TBUG 2024 on Royal Caribbean's
Serenade
of the Seas!

Scan for tickets & details



Sunday, Nov. 3-
Friday, Nov. 8
2024

Day in
Cozumel!

Artist Meet
& Greet!

Jams Galore!

Day in Puerto
Costa Maya!

Amazing
Workshops!

Artists
Concert!

Open Mic &
Uke Trivia!

Meet the TBUG 2024 Headliners!



THE BIRDWATCHERS

PETER MOSS

MARNIE WARD

TIKI DAVE

The Birdwatchers--Kim Bjerga, Clark Holmes, and Andy Nufer are a unique acoustic trio specializing in tight 3-part vocal harmonies accompanied by the ukulele. With various ukulele ranges (tenor, baritone, and bass ukulele, as well as guitar), the 3 produce a wide, varied sound, with an equally varied set list. They have performed and taught uke workshops in the US, Canada, Austria, Scotland, Australia and Tahiti. The Birdwatchers bridge musical gaps for all ages and ears. Far from a gimmick, this talented trio consistently delivers wholesome, authentic, and genuine music, blending classics with modern, charming numbers and unique original tunes. www.TheBirdWatchersBand.com

Peter Moss has been involved with ukulele on and off for the past 54 years. For his 8th birthday his father, a guitarist, bought him his first ukulele and taught Peter the basics. At 10 Peter beginning winning local, and then national competitions. TV and radio followed but at 17, Peter gave up the ukulele for the guitar. Fast forward 35 years--Peter's wife gave him a ukulele as a birthday gift. Before long Peter was posting videos on YouTube and Facebook, and soon was invited to perform at the Milwaukee Ukulele Festival. Tours of Florida, Australia, New Zealand and Europe followed. More recently Peter helped create 2 signature ukuleles currently in the Flight Ukulele catalogue. www.facebook.com/peter.moss.735/

Marnie Ward considers herself a steward of the Great American Songbook, and a throwback to the era when story, song, and a little bit of quirkiness intertwined. Blending cabaret, Broadway and jazz styles into a seamless and hilariously entertaining show, Marnie is a highly sought after presenter at ukulele festivals, where she performs and teaches. As an arranger for the Rocky Mountain Ukulele Orchestra, Marnie highlights the diversity of the ukulele by showcasing 80+ ukuleles on stage performing instrumental orchestrated pieces from classical music to heavy metal. Through her Marnie Ward Voice & Ukulele Studio in Denver, she shares her knowledge and enthusiasm for song. www.MarnieWard.com

Tiki Dave was a big hit at TBUG 2022 and is sure to be a crowd pleaser once again at TBUG 2024. He brings a background in classic rock, country music, trop-rock, reggae, Hawaiian music, southern rock and the singer/songwriter tradition, and mixes them all together for one big, delicious bowl of musical stew! Usually performing on baritone ukulele, many know him from his weekly Ukuleleville Play-Along Parties, as well as his Sunday online performances, The Shaka Shack. But for anyone who has seen him perform live at various bars, clubs, restaurants, festivals and cruise ships, you know that no matter what style of music he's playing, it's guaranteed to be a whole lotta fun! Tiki Dave www.facebook.com/TikiDaveMusic/



Tampa Bay Ukulele Society members **Jay Nunes, Greg Gent and Tom Hood & Tropical Sons** will round out the entertainment line up for TBUG 2024!

TBUS Cares

TAMPA BAY UKULELE SOCIETY

Florida's Largest Ukulele Club

EDUCATION * ENTERTAINMENT * COMMUNITY SERVICE



Your Donation Helps TBUS Support Our Community Service Programs