

12 Bar Blues in C

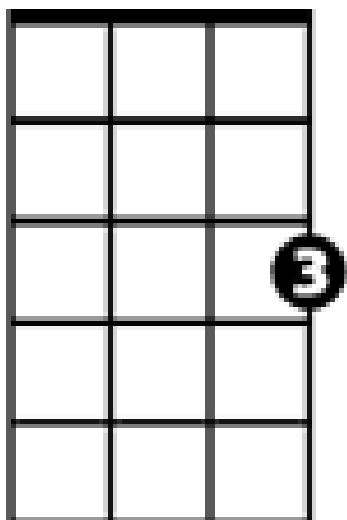
4/4 Timing

4 Count between bars

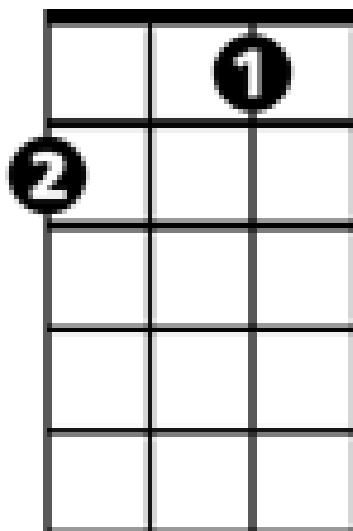
1 2 3 4

C	C	C	C
F	F	C	C
G	F	C	G

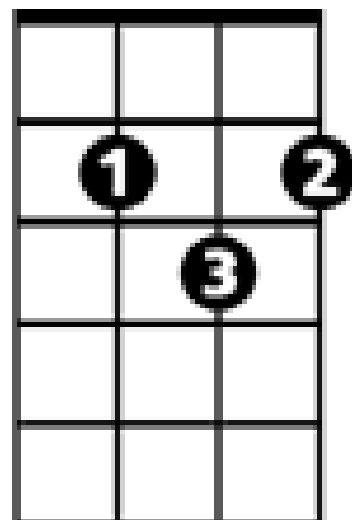
C



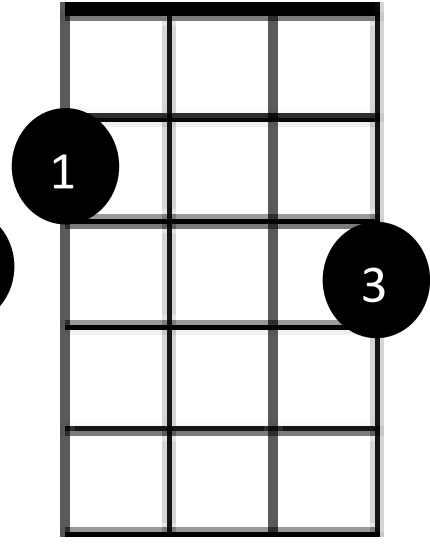
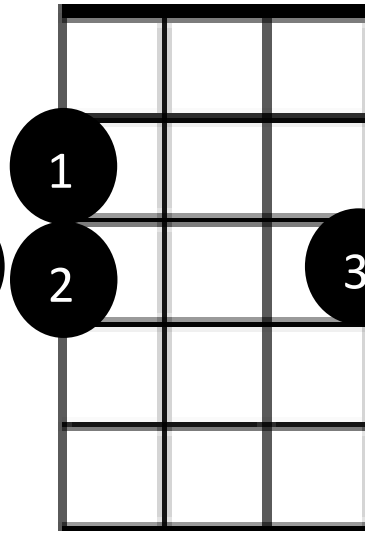
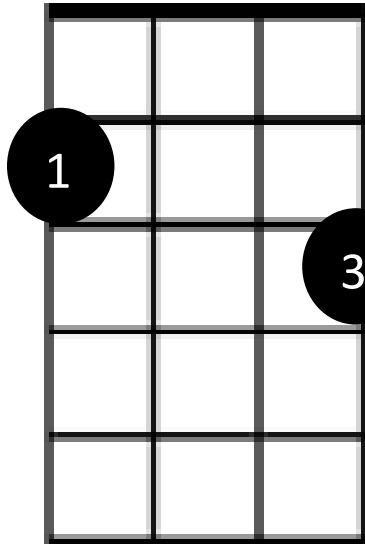
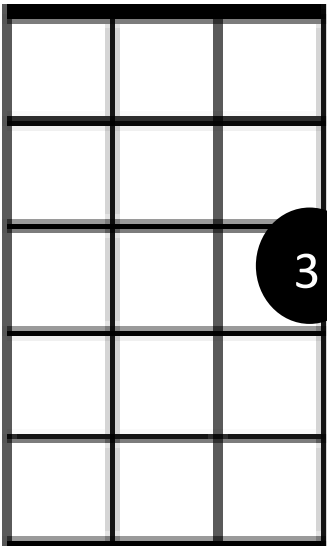
F



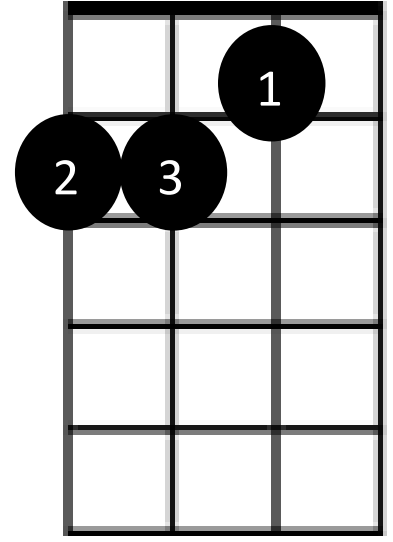
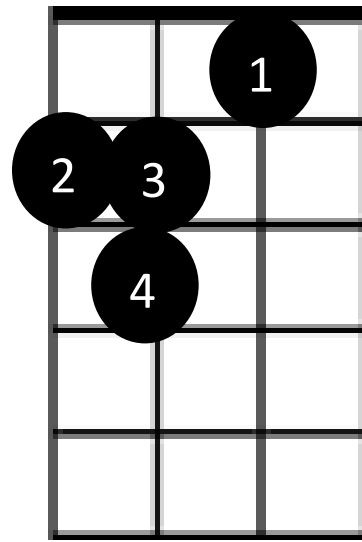
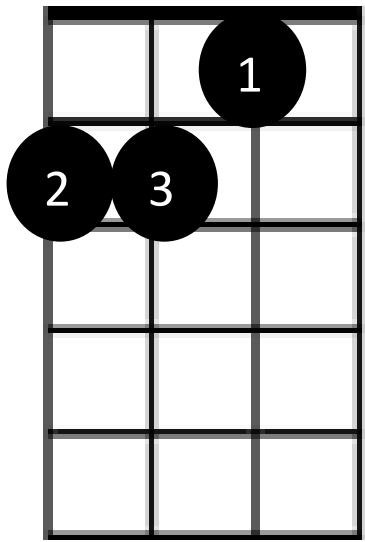
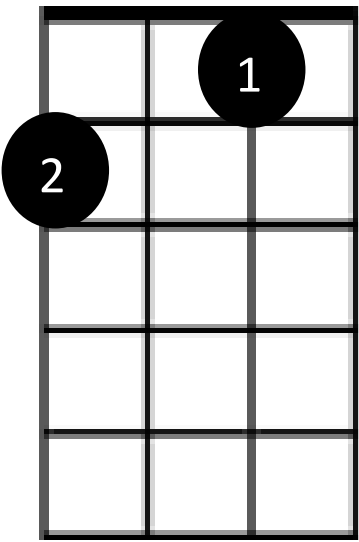
G



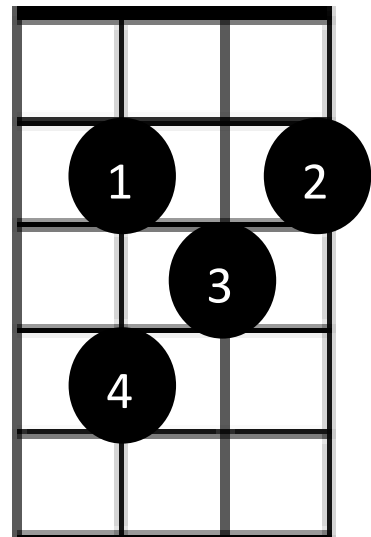
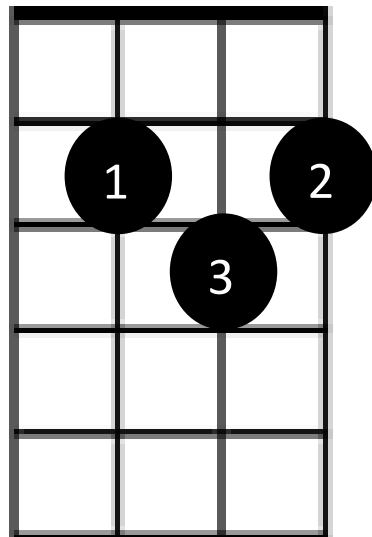
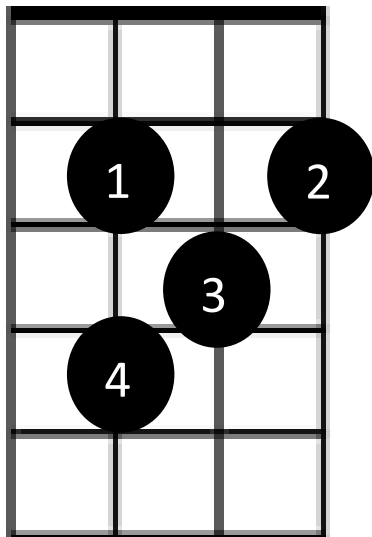
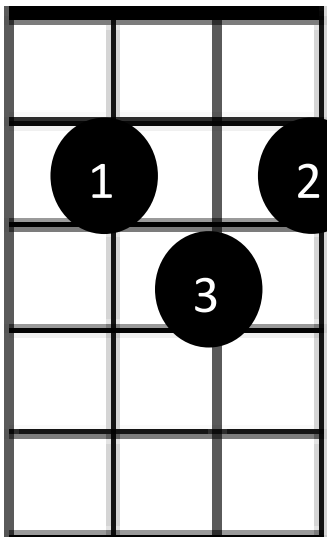
C Boogie Chords Strum Down Up for Each Chord



F Boogie Chords



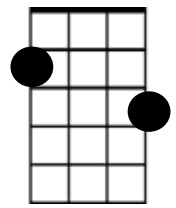
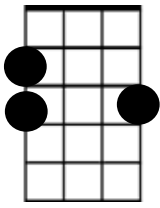
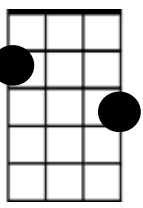

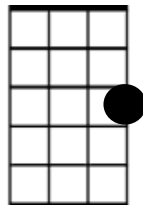
G Boogie Chords



Hound Dog

C

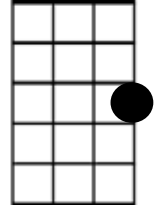
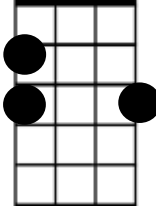
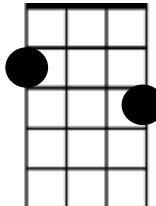
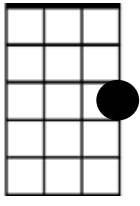
Boogie 2X



You ain't nothin' but a hound dog

C

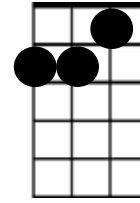
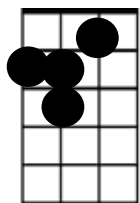
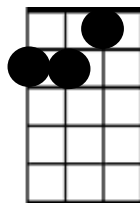
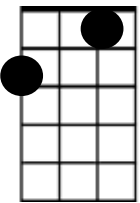
Boogie 2X



Cryin' all the time.

F

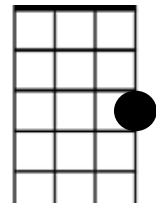
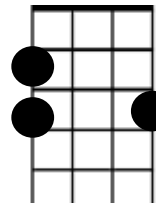
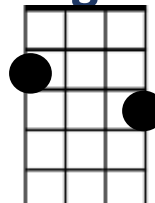
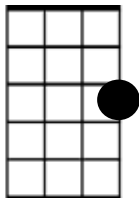
Boogie 2X



You ain't nothin' but a hound dog

C

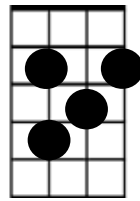
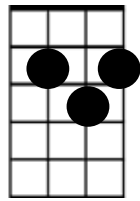
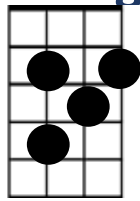
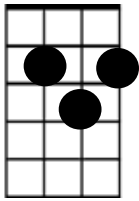
Boogie 2X



Cryin' all the time.

G

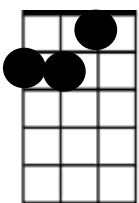
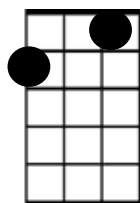
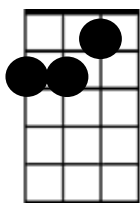
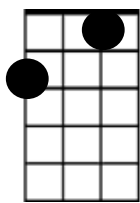
Boogie 1X



You ain't never caught a rabbit

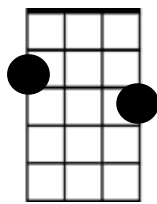
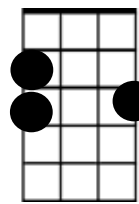
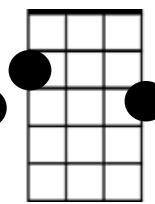
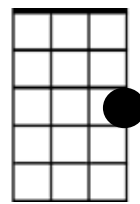
F

Boogie 1X



C

Boogie 2X



And you ain't no friend of mine.

Reading Tabs

½ Step = 1 Fret

Whole Step = 2 frets

0 = Open String

2 = Second Fret

A **B** **C** **D** **E** **F** **G** **A** **B**

A = **0** --- **2** --- **3** --- **5** --- **7** --- **8** --- **10** --- **12** --- **14**

E = 0 -----

C = 0 -----

G = 0 -----

Reading Tabs

A -----

E -----

C -----

G -----0-3-5---0-3-6-5--0-3-5---3-0-0---

Blues Scales Key of A

RED# = "A" Root Note H = Hammer B= Bend S=Slide (#)=Finger Used
 BU=Up
 BD=Down

Play the Chord First

A Chord

Block #1

A -**0**-----**0**--**2**(2)--**3**(3)-----
 E -0-----**0**--**2**(2)--**3**(3)-----
 C -1-----**0**--**2**(2)-----
 G -**2**---0-H**2**(2)-----

A -----**3**(3)--**2**(2)--**0**-----
 E -----**3**(3)--**2**(2)--**0**-----
 C -----B**2**(2)--**0**-----
 G -----**2**(2)-----

A Chord

Block #2

A -**0**-----**3**(1)--B**5**(3)--**3**(1)-----
 E -0-----**3**(1)-**5**(3)-----**5**(3)--
 C -1-----**0**-**2**(2)-S**4**(2)-----
 G -**2**-----**2**(2)-----

A Chord

Block #3

A -4-----**4**(1)-**5**(2)-**7**(4)--
 E -4/**5**-----**4**(1)-**5**(2)-**7**(4)-----
 C -4-----**4**(1)-**6**(3)-----
 G -4/6---**2**(1)-S**4**(1)-**6**(3)-**7**(4)-----

A --**7**(4)-**5**(2)-**4**(1)-----
 E -----**7**(4)-**5**(2)-**4**(1)-----
 C -----**6**(3)-**4**(1)-----
 G -----**7**(4)-**6**(3)-**4**(1)-**2**(1)---

Block #1 Side by Side for different Keys

A Chord **C Chord** **D Chord & E Chord**

RED = Root Note

Key of A

A Chord

Block #1

A -0-----0-2-3---3-2-0-----
E -0-----0-2-3-----3-2-0-----
C -1-----0-2-----B2-0-----
G -2-----0-H2-----2-----

Key of C

C Chord

Block #1

A -3-----3-5-6---6-5-3-----
E -3-----3-5-6-----6-5-3-----
C -4-----3-5-----B5-3-----
G -5-----3-5-----5-----

Key of D

D Chord

Block #1

A -5-----5-7-8---8-7-5-----
E -5-----5-7-8-----8-7-5-----
C -6-----5-7-----B7-5-----
G -7-----5-7-----7-----

Key of E

E Chord

Block #1

A -7-----7-9-10---10-9-7-----
E -7-----7-9-10-----10-9-7-----
C -8-----7-9-----B9-7-----
G -9-----7-9-----9-----

Classic Licks

C Chord

A -7-----6-B8-6-----/-----10-----
 E -**8**-----6-**8**-----**8**-----/**8**-10-BU10----BD10--**8**---
 C -7-----/-----
 G -0-----/-----

C Chord

Train Lick

A -7-----10-----10-----10-----10---
 E -**8**-----BU10--BD10----BU10--BD10---
 C -7-----
 G -0-----

C Chord

Walk Down to G7

A -**3**-----7--6--5--3--2-----
 E -3-----1-----
 C -4-----7--6--5--4--2-----
 G -**5**-----0-----

Brown Eyed Girl

C

F

C

G

A -3-5-7-5-3--8-10-12-10-8--3-5-7-5-3--2---0-2-3-5---
 E -----3-----
 C -4-5-7-5-4--9-10-12-10-9--4-5-7-5-4-----2-----
 G -----

Margarita Ville

C

F

G7

C

A -----3-
 E -3--3--3--1--3--3--3--3--1--3--5--5--5--3--1--0-
 C -4--4--4--2--4--4--4--4--2--4--5--5--5--4--2--0-
 G -----0-