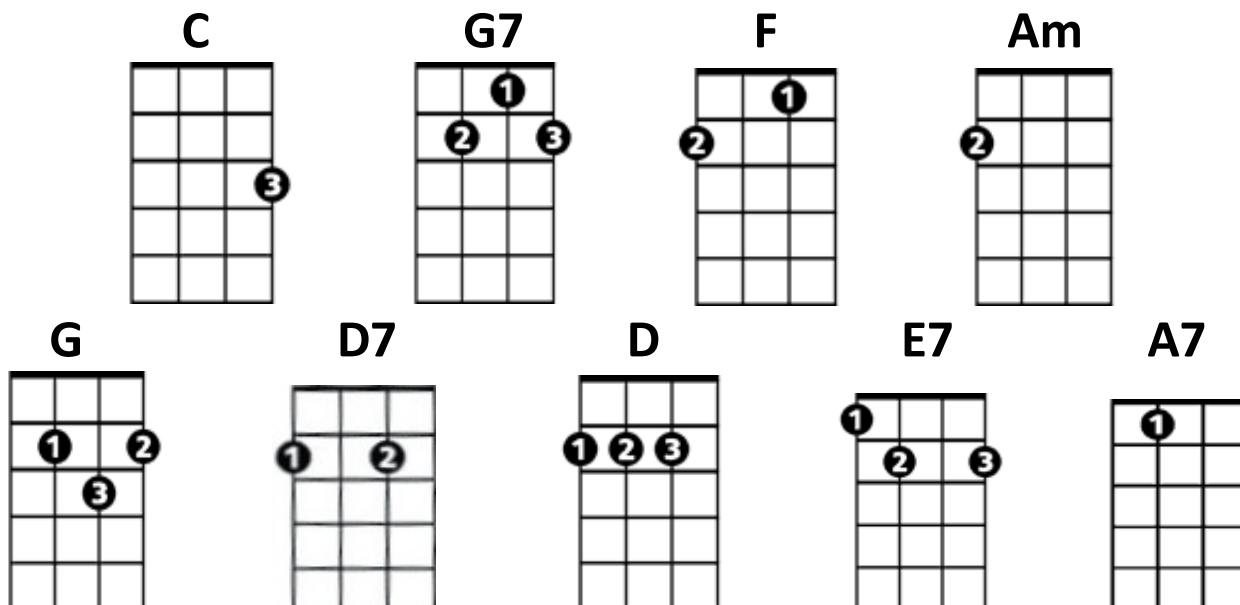
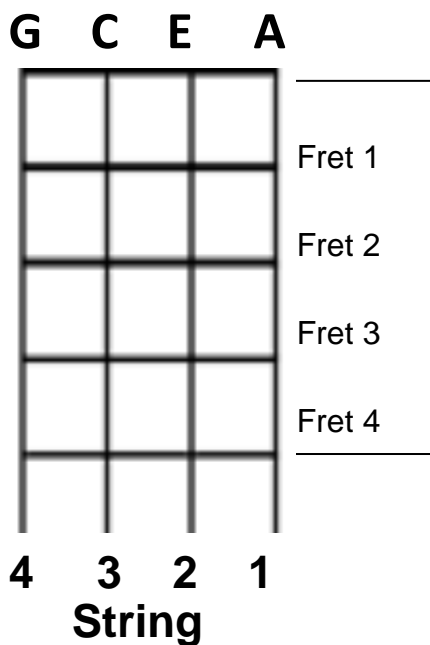
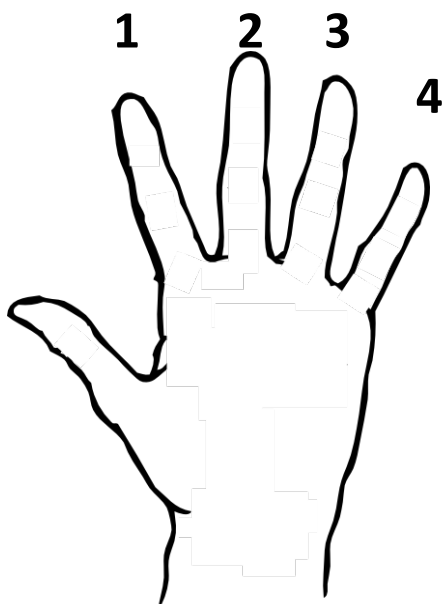




Library Lending Program
 Ukulele Workshop
 Provided by Tampa Bay Ukulele Society
 In Partnership With



Skip To My Lou

Traditional

Key: C

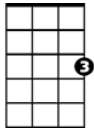
Time: 4/4

/ = strum

some words have 2 counts

some words share one count

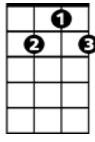
C



/ / / C / / /

Skip, skip, skip to my Lou

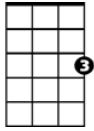
G7



/ / / G7 / / /

Skip, skip, skip to my Lou

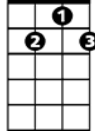
C



/ / / C / / /

Skip, skip, skip to my Lou

G7



/ / /

Skip to my Lou, my

C



/ / /

darl - ing

C / / / C / / / G7 / / / G7 / / /

Lost my part-ner, what'll I do? Lost my part-ner, what'll I do?

C / / / C / / / G7 / / / C / / /

Lost my part-ner, what'll I do? Skip to my Lou, my darl - ing

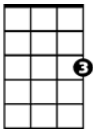
He's Got the Whole World in His Hands

Spiritual

Key: C

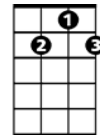
Time 4/4

C



He's got the whole world in His hands,

G7



He's got the whole wide world in His hands

C

He's got the whole world in His hands,

G7

C

He's got the whole world in His hands

C

He's got the little ukulele in His hands,

G7

He's got the little ukulele in His hands

C

He's got the little ukulele in His hands,

G7

C

He's got the whole world in His hands

C

He's got you and me sister in His hands,

G7

He's got you and me brother in His hands

C

He's got everybody here in His hands,

G7

C

He's got the whole world in His hands

The More We Get Together **Key: C** **Time 3/4** / = repeat 3 count
Traditional (2nd Verse by Jim Beloff)

C / **G7** **C**
 The more we get to-ge-ther, to-ge-ther, to-ge-ther,
 / / **G7** **C**
 The more we get to-ge-ther the hap-pier we'll be
G7 **C** **G7** **C**
 For your friends are my friends, and my friends are your friends,
 / / **G7** **C**
 The more we get to-ge-ther the happier we'll be

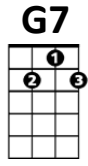
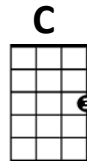
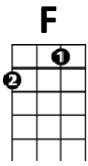
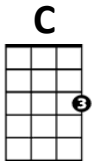
C / **G7** **C**
 Let's play the u-ku-le-le, let's all play it daily,
 / / **G7** **C**
 The more we play it dai-ly the hap-pier we'll be
G7 **C** **G7** **C**
 When I uke, and you uke, and we uke and they uke,
 / / **G7** **C**
 The more we play it dai-ly, the hap-pier we'll be

Clementine **Traditional** **Key: C** **Time: 3/4** / = repeat 3 count

C / / **G7**
 In a cavern, in a canyon, Exca-vat-ing for a mine,
 / **C** **G7** **C**
 Dwelt a miner, forty-niner, And his daugh-ter Clemen-tine.
C / / **G7**
 Oh my darl-ing, oh my darl-ing, Oh my darl-ing Clemen-tine
 / **C** **G7** **C**
 Thou art lost and gone for-e-ver, Dreadful sor-ry, Clemen-tine.

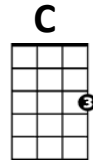
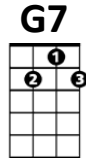
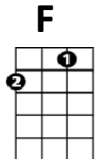
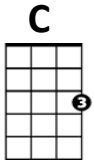
C / / **G7**
 Light she was, like a fairy, And her shoes were number nine,
 / **C** **G7** **C**
 Herring boxes without topses, Sandals were for Clemen-tine.
C / / **G7**
 Oh my darl-ing, oh my darl-ing, Oh my darl-ing Clemen-tine
 / **C** **G7** **C**
 Thou art lost and gone for-e-ver, Dreadful sor-ry, Clemen-tine.

Red River Valley **Traditional** **Key C** **Time 4/4** / = repeat 4 count



From this valley they say you are going,

We will miss your bright eyes and sweet smile



For they say you are taking the sunshine,

That has brightened our pathway a while

C

F

C

G7

Come and sit by my side if you love me,

Do not hasten to bid me a-dieu

C

F

G7

C

C/

But re-member the Red River Valley,

And the one who has loved you so true

If You're Happy

Uke Version

Key: C

Time: 4/4

C

G7

If you're happy and you know it, play a uke (Strum, Strum)

G7

C

If you're happy and you know it, play a uke (Strum, Strum)

F

C

If you're happy and you know it then you really ought to show it

G7

C

If you're happy and you know it, play a uke (Strum, Strum)

C

G7

If you're happy and you know it, sing a song (La, La)

G7

C

If you're happy and you know it, sing a song (La, La)

F

C

If you're happy and you know it then you really ought to show it

G7

C

If you're happy and you know it, sing a song (La, La)

Pop Song Progression Samples Key: C

Many songs written in the 50's & 60's can be played with this chord progression

4/4 Practice Strum: C / / / Am / / / F / / / G7 / / /

Heart And Soul

Frank Loesser 2/4

C	Am	F	G7	C	Am	F	G7
Heart and soul,		I fell in love with you,		Heart and soul,		the way a fool would do,	
C	Am	F	G7	C	Am	F	G7
Mad - ly...		Because you held me	tight,	and stole a	kiss in the night...		

Blue Moon (Chorus)

Rogers & Hart 2/4

C	Am	F	G7	C	Am			
Blue Moon		you knew just what I was	there	for				
F	G7	C	Am	F	G7	C	F	C
You heard me saying a prayer	for	someone I really could	care	for				

Stand By Me

Ben E King 4/4

C	/	Am	/	F	G7	C
When the night	has come,	And the land	is dark,	And the moon	is the only light we'll see	
C	/	Am	/	F	G7	C
No I won't	be afraid,	no I won't	be afraid	Just as long	as you stand,	stand by me

Duke of Earl (Intro)

Gene Chandler 4/4

C	Am	F	G7	F	G7
Duke, Duke, Duke, Duke of Earl...	Duke, Duke, Duke of Earl...	Duke, Duke, Duke of Earl..			
C	Am	F			
Duke, Duke, Duke of Earl..	Duke, Duke, Duke of Earl..	Duke, Duke, Duke of Earl..			
G7	C				
Duke, Duke, Duke of Earl..	Duke, Duke, Duke...				

Twenty-six Miles

Four Preps 2/4

C	Am	F	G7	C	Am	F	G7
Twenty-six miles across the sea,		Santa Catalina is a-waitin' for me.					
C	Am	F	G7	C	Am	F	G7
Santa Catalina, the island of ro-mance,		ro-mance, ro-mance, ro-mance.					

Earth Angel

Buddy Holly 4/4

G7 C Am F G7
 / / / Earth an-gel, earth an-gel, / will you be mine
 C Am F G7
 My darl-ing, my dear, I love you all the time
 C Am F G7 C Am F G7 C
 I'm just a fool, a fool in love with you

Teenager In Love

Dion and the Belmonts 4/4

C Am F G7
 Each time we have a quarrel It almost breaks my heart
 C Am F G7
 'Cause I'm so afraid that we will have to part
 C Am F G7 C NC
 / Each night I ask the stars up a-bove / Why must I be a teenager in love?

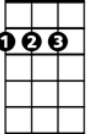
My Bonnie 3/4 / = each 3 count measure

D G D / / E7 A7 /
 My Bonnie lies ov-er the ocean _ _ _ My Bonnie lies Ov-er the sea _ _ _ _
 D G D / E7 A7 D /
 My Bonnie lies ov-er the ocean, _ _ _ Oh, bring back my Bonnie to me _ _ _ _ _
 D / E7 / A7 / D
 Bring back, Bring back, Bring back my Bonnie to me, _ _ to
 D / / E7 / A7 / D /
 Me _ _ Bring Back, Bring Back, _ Oh Bring back my Bonnie to me _ _ _

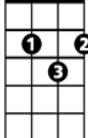
In the Good Old Summer Time 3/4 / = each 3 count measure

D / / D7 G / D
 In the good old _ sum _ mer-time _ _ _ In the good old _ sum _ mer-time _ _ _
 A7 D / / / E7 /
 _ _ _ Stroll _ ing through _ the shad _ y lane _ _ _ with _ your ba _ by
 A7 / D / / D7
 Mine _ _ _ You hold _ her hand _ and she _ holds yours _ and
 G / D A7 D / /
 that's _ a very good sign _ _ _ That she's _ your toot -sie woot -sie
 / E7 A7 D D/
 In _ the good old _ sum _ mer-time _ _ _

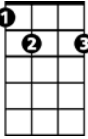
D




G



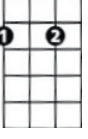
E7



A7



D7



Strummin' My Cares Away

4/4

Steve Boison

CHORUS:

G **A7** **D7** **G**
I'm gonna strum my cares away watching the sun sink into the bay
G **A7** **D7** **G**
It's too hot to work, so here I'll stay Strumming my cares away

D7 **G**
You could spend your whole life punching a clock

D7 **G**
And maybe get the third best house on the block

E7 **A7**
Spending all your free time mowing the yard

D7 **G**
Who wants to work that hard? CHORUS

D7 **G**
Grab your ukulele and head for the shore

D7 **G**
Tell your boss you just can't take any more

E7 **A7**
If he tries to stop you, play him a song

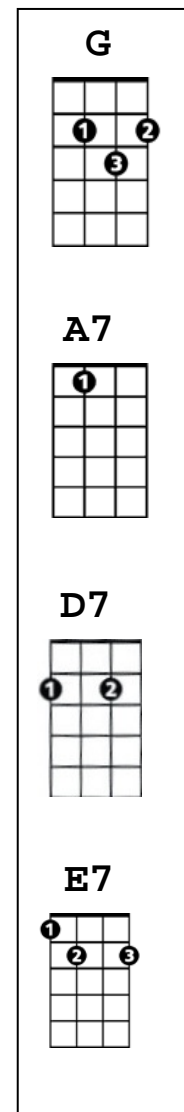
D7 **G**
He might want to tag along CHORUS

D7 **G**
Maybe you're afraid that somebody will hear

D7 **G**
Take it from a pro, you've got nothing to fear

E7 **A7**
Maybe you're afraid you'll forget all the words

D7 **G**
Hmm – hmm – hmm – hmm – hmm CHORUS





Tampa Bay Ukulele Society

Follow us on Facebook at:
Tampa Bay Ukulele Society

Join us on meetup - It's FREE! <http://www.meetup.com/tampabayukes/>

Offering Monthly Jams for all player skill levels Open Mics, Workshops,
and Movie Nights and an Annual Ukulele Getaway weekend

(TBUG) Nov 2-4 2018 <http://www.tampabayukulele.com/>

Our FREE TBUS Beginner Songbook can be found in Files on Facebook
and our webpage www.tampabayukulelesociety.com Download the PDF
file and print double sided to create your own book.

Please support our TBUS Vendors and Sponsors:

We use **The Daily Ukulele** and **Daily Ukulele Leap Year Edition** books compiled and
Arranged by **Liz and Jim Beloff** as music resources for the TBUS jam sessions.
Available at local music stores or on line through Amazon. Digital versions are also
available.

Lo Prinzi Ukuleles	Clearwater	www.augustinoloprinzi.com
Sam Ash Clearwater	10% off all Ukulele purchases for TBUS members	
Luna Online	www.lunaguitars.com	15% off all Ukulele purchases for TBUS members use code TBUS
Uke Republic	Atlanta	www.ukerepublic.com
Rhythm Inlet	Nokomis	www.rhythminlet.com
Compass Music	Madeira Beach	www.compassmusicsales.com
Mim's Ukes	Virginia	http://mimsukes.com/
Mainland Ukes	Indiana	http://www.mainlandukuleles.com/