

Singing the Strings: Harmony at Your Fingertips



Tampa Bay Ukulele Days, 2026

Amber Rozel

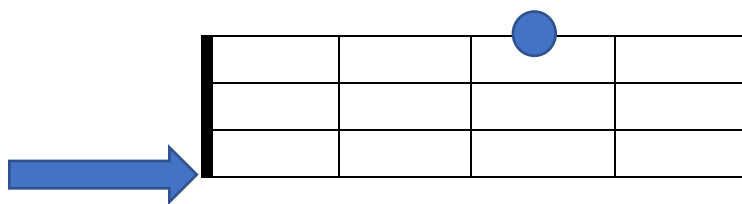
Welcome to Singing the Strings: Harmony at Your Fingertips!

In this class, you'll learn a simple vocal harmony technique that can really move your group performances to the next level. We'll be dividing into three basic vocal groups: soprano, alto, men. With a little concentration, we'll be able to divide into 4-part harmony in about 20min.

Step 1: Basic Harmony

- 1) Make sure you are certain of the chords and inversions that you'll be using for your performance.
- 2) As you play through the song, be sure to form all of the chords as if you were strumming, but pick only a single string—that's your first harmony!
- 3) Take Me Home Country Roads

e.g. Cover a C chord, but don't strum!
Pick only a single string with your thumb instead.



Step 2: Medium Hot

- 1) Try some chord inversions/chords up the neck! This can create some more interesting harmonies that make the chords more interesting for the listener.
- 2) Free Fallin'

Step 3: Hot!

- 1) When you've mastered the basic technique, try sliding chords—and voices!
- 2) Oh, Mary Don't You Weep

Step 4: Atomic Awesomeness

- 1) If you are super confident in your singing parts, try adding the 6th or 9th scale degree to get a jazzy sound.
- 2) If you have guys that are confident harmonizers, try "flipping the strings" to get an even more embellished chord. Ex. Have the Sopranos take the G string notes in their range and the men take the A string note in their range.

Take Me Home Country Roads

John Denver -1971

Intro: [C] [G] [Am] [F] [C] [G] [F] [C]

[C] Almost heaven... [Am] West Virginia

[G] Blue ridge mountains [F] Shenandoah [C] river

[C] Life is old there [Am] older than the trees

[G] Younger than the moun-tains... [F] blowing like a [C] breeze

Country [C] roads... take me [G] home

To the [Am] place... I be[F]long

West Vir[C]ginia... mountain [G] mama

Take me [F]home... country [C] roads

[C] All my memories... [Am] gathered round her

[G] Miner's lady... [F] stranger to blue [C] water

[C] Dark and dusty... [Am] painted on the sky

[G] Misty taste of moonshine [F] teardrops in my [C] eye

Country [C] roads... take me [G7] home

To the [Am] place... I be-[F] long

West Vir-[C]ginia... mountain [G] mama

Take me [F] home... country [C] roads

[Am] I hear her [G] voice in the [C] mornin' hour she calls me

The [F] radio re-[C]minds me of my [G] home far away

And [Am] drivin' down the [Bb] road I get a feel-[F]in' that I

[C] should have been home [G] yesterday... yester-[G7]day

Country [C] roads... take me [G] home

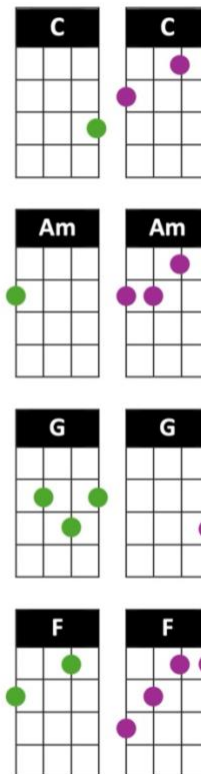
To the [Am] place... I be[F] long

West Vir-[C]ginia... mountain [G] mama

Take me [F] home... country [C] roads

Take me [G] home... down country [C] roads

Take me [G] home... down country [C] roads [C] (single strum)



Free Fallin'

Tom Petty – Full Moon Fever, 1989

Intro: 2x, end high D 1st time, low D 2nd time

G C C - G - D G C C - G - D
 1 + 2 + 3 + 4 + | 1 + 2 + 3 + 4 + |

G C C - G - D G C C - G - D
 She's a good girl, loves her mama. Loves Je - sus and America, too.
 G C C - G - D G C C - G - D
 She's a good girl, crazy 'bout Elvis. Loves hor - ses and her boyfriend, too.

Intro 1x – end on higher D

G C C - G - D G C C - G - D
 It's a long day, livin' in Reseda. There's a free-way runnin' through the yard.
 G C C - G - D G C C - G - D
 And I'm a bad boy 'cause I don't even miss her. I'm a bad boy for breakin' her heart

Chorus

G C C - G - D
 And I'm free I'm free-
 fallin' Yeah, I'm
 free free-
 fallin'

G C C - G - D G C C - G - D
 All the vam-pires walkin' through the valley, move west down Ventur-a Blvd
 G C C - G - D
 And all the bad boys are standin' in the shadows, and the
 G C C - G - D
 good girls are home with broken hearts

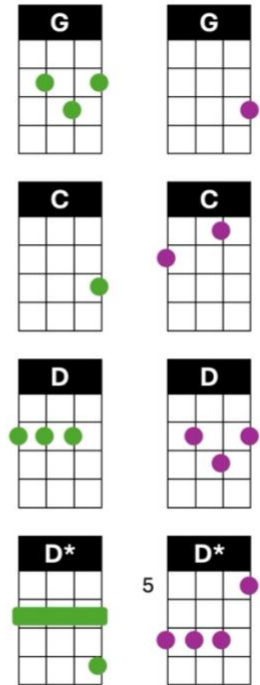
Chorus + 1 chord progression

Bridge – use your harmonies and add the little fill (A-Bb-A-G-FGF)

G C C - G - D G C C - G - D
 Free fallin', now I'm free fallin'
 G C C - G - D
 Free fallin', now I'm free fallin'

G C C - G - D G C C - G - G
 I wanna glide down ov - er Mulholland, I wanna write her name in the sky
 G C C - G - D G C C - G - D
 I want a free fall out into nothin', I wanna leave this world for a while

Chorus – END ON G!



We Can Shine

Gadan - 2025

CHORUS

Dm Bb F* F* **F* Bb* F* F***
 We can shi - i - ine. When I'm with you I can shine.
Dm* Bb* F* F* **F* C7* F F**
 For all our li - i - ives. Together, we can shine.

Advanced Chords* = moving harmony lines, much more FUN to sing!

C Tuning (uke)

G Tuning (Bari)

F
5553

F
7565

Bb
7565

Bb
8766

Dm
7555

Dm
7765

C7
3433

C7
5556

