



November 4-6, 2016

Sirata Beach Resort
5300 Gulf Blvd,
St Petersburg, FL 33706

Program and Song book

Augustino LoPrinzi *Guitars & Ukuleles*



When you play a LoPrinzi instrument, you're playing more than just wood and strings--you're experiencing the culmination of the years of old world lutherie skills practiced by Augustino and Donna LoPrinzi. This father-daughter team proudly handcrafts each of the instruments bearing the LoPrinzi name. While their shop in Clearwater, Florida is small, the instruments they produce travel the globe, carrying the LoPrinzi name into recording studios and performance halls worldwide.

Augustino LoPrinzi began making ukuleles on a bit of a whim. Long practiced in the design and handcrafting of guitars--both classical and steel string--Augustino was approached by Herb Ohta's manager to create an instrument for the ukulele virtuoso. Ohta-San found the resulting ukulele to

be a delight--and the LoPrinzi name soon became a legend on these small instruments. Cradle a LoPrinzi ukulele in your arms and experience the joy of the simplest instrument--with a sophisticated sound.

Augustino LoPrinzi
Guitars & Ukuleles

Clearwater, Florida

By phone: 727-692-8746

By e-mail: loprinzi@gate.net

www.augustinoloprinzi.com



TBUG: Calendar of Events

Friday

- 3 - 6 PM Registration, raffle sales, jam room -3rd floor foyer & Date Palm Room
- 4 - 6:30 Vendors and Raffle Sales - 2nd floor Majestic Foyer
- 6:30 **Kickoff Ceremonies & TBUS Band - 2nd floor Majestic Palm Ballroom**
- 7 - 8 Open Jam Session with **Norine & Vinny Mungo**
- 8 -11 Open Mic (solo/duos only) hosted by **Mike Hind**

Saturday - 2nd floor Majestic Foyer and Majestic Palm Ballroom

- 9 -10 AM Registration, vendors and raffle sales
- 10 -11 Workshop Group (A) **Daniel Ward**
Workshop Group (B) **Manitoba Hal**
- 11-12 PM Workshop Group (A) **Heidi Swedberg**
Workshop Group (B) **Krabbers**
- 12 -12:30 Break - vendors and raffle sales
- 12:30-1:30 **Buffet Lunch**
- 1:30- 3 **Meet & Greet with Artists & artist mdse. sales - 8th floor Royal Palm Room**
- 3 - 4 Workshop Group (A) **Manitoba Hal**
Workshop Group (B) **Daniel Ward**
- 4 - 5 Workshop Group (A) **Krabbers**
Workshop Group (B) **Heidi Swedberg**
- 5 - 6 Break - vendor and raffle sales
- 6 - 7 **Buffet Dinner**
- 7 -10 **Concert with Mike Hind, Manitoba Hal, Krabbers, Heidi Swedberg, and Daniel Ward**
- 10 -11 Special announcement regarding TBUG 17 - artist & vendor sales

Sunday

- 9 -10 AM TBUG 17 Ticket pre-sale, artist & vendor sales, - 2nd floor Majestic Foyer and Palm Ballroom
- 10 -12 **Open Mic for bands only (3 or more performers) hosted by Mike Hind**
- 11 Silent auction closed and winners announced
- 12 PM Ukulele raffle winners announced
- 1-3 PM **Luau Hawaiian Buffet with music by Ty and Mapuana - Outdoor Breezeway Deck**

Welcome to the 7th annual Tampa Bay Ukulele Getaway!

2016 has been a very busy year for The Tampa Bay Ukulele Society (TBUS).

This year TBUS filed and received 501(c)3 status from the IRS and now operates as a Tax Exempt Charitable Organization. This creates a firm foundation as we continue to deliver programs that support our mission of providing education, entertainment and community service to Tampa Bay.



Our membership is now over 1400 (a 40% increase in 1 year!) and our members have plenty to do. Our monthly event schedule is packed with choices including introduction to ukulele workshops, jams, open mics, movie nights, and traveling artist workshop/performance series at Sam Ash.

Our library program continues to expand as we add more library branches, and it is the most popular adult program in both counties. To date we have had over 1400 attendees at 110 workshops. This year we have expanded our education program providing classes for senior citizen centers, Hospice workers and at the Heritage Village Country Jubilee.

We launched TBUS Cares for expansion of our community services and have provided entertainment and education at assisted living centers, friends of the library functions, churches and community events.

A special thank you to all our volunteers who give so much of their time and energy to make TBUS and all of our programs a success. We also want to thank our corporate sponsors and vendors for their support. And lastly, we thank you for attending TBUG 16. This is our annual fund raiser and it's your attendance and participation that really helps us fund and support our programs.

None of this would be possible without the dedication of our Board of Directors: JT Shea, Carol Sullivan Gall, Cosmo Sagristano, Dr. Ron Knauss, Nickie McNichols, Tom Hood.

We have a great TBUG16 weekend planned for you!

Sincerely,
Tom Hood
President

<http://www.tampabayukulele.com/>

www.meetup.com/tampabayukes

Performer Bios

Daniel Ward



Daniel Ward teaches ukulele in Los Angeles, California at U-Space and McCabes Guitar Shop as well as at festivals across the country, including the Reno Ukulele Festival, Wine Country Ukulele Festival, Port Townsend WA Ukulele Retreat, Albuquerque Ukekopelli Festival, the Kerville Texas Folk Festival, and the Rocky Mountain Ukulele Festival in Durango just to name a few. Internationally he has taught and played in countries from Mexico to China, and is thrilled to be heading to England this June for the 2016 Ukulele Festival of Great Britain. In 2015 he released his first solo ukulele album, “EL UKULELE”, as well as co-authoring “COLOR-ALONG UKULELE”, an illustrated method book for all ages.

www.danielward.net



Mainland is a home grown family business dedicated to providing quality performance ukulele at a great price. This small company was started by people who love the ukulele and always enjoy meeting others who feel the same way. If you choose to buy from Mainland, you will be buying from people who play ukulele for fun on a daily basis They take time setting up each uke to make sure

you will be satisfied with your purchase. Check out their wide range of ukuleles, most featuring their unique and distinctive rope purfling.

www.mainlandukuleles.com

Manitoba Hal

Manitoba Hal is an accomplished musician and songwriter, but he is best known for his ukulele chops. Hal uses a looping technology to produce a one-man-band experience, adding subtle but important background beats to his extraordinary ukulele strumming and riffing. Many wouldn't associate the ukulele as a blues instrument, but Hal takes out all the hula, leaving only room for deep blues to prevail. After his grandfather gave him a uke in '95, Hal found that it transferred easily from his blues guitar style, complimenting his combination of finger picking and strumming, and gospel vocal style. Hal writes his own blues tunes, and also covers traditional songs after giving them his own flavor. His songs also breathe with hints of Tin Pan Alley, hit parade, rock, gospel, and folk. Hal is influenced by artists like Robert Johnson and Taj Mahal, Colin Linden, and Big Dave Mclean. As a big blues man with a tiny ukulele, Manitoba Hal makes music with this instrument like no other.



Manitoba Hal has international ukulele endorsements (Ohana Ukuleles and aNueNue) and tours internationally performing and teaching at ukulele festivals worldwide as one of a handful of authentic blues performers performing with the ukulele today.

<http://www.manitobahal.com/>



Kala Brand Ukulele is the result of an ever-expanding vision of quality, affordable ukuleles. With over 120 models currently offered, there is an instrument to fit everyone's tastes and budget. Kala also offers several unique instruments including the popular U-BASS, the amazing thin-bodied "Travel Ukulele", and the pint-sized Pocket Ukulele.

www.kalaukulele.com



Heidi Swedberg

Heidi Swedberg has been messing around with a ukulele since she was 5. Born in Hawaii, she received her first instrument from the Easter Bunny. In her 20 years as an actress in the TV/Film industry she has had occasion to play uke, baritone and tenor guitar on screen. She taught the cast of

SEINFELD to play "Happy Birthday" when she played Susan, George's ill-fated fiancée. Heidi enjoys teaching all ages from pre-school to post-secondary, She authored the book "COLOR-ALONG UKULELE", and is big on involvement and empowerment. She and her partner Daniel Ward perform for families as the Sukey Jump Band and for discerning adults as The Smoking Jackets. Heidi has enjoyed creating ukulele events from Mexico to China, and has been on staff at the Reno Ukulele Festival, Wine Country Ukulele Festival, Ashokan Festival, San Diego Festival and the first Albuquerque Ukulele festival.

www.sukeyjumpmusic.com

**CONGRADULATIONS TBUS
ON YOUR NEW VENUE**

**WE WISH YOU THE BEST
GET-A-AWAY EVER**

DIXIE UKULELES

1029 HAMILTON AVE
TARPON SPRINGS FL 34689-2160
BY APPOINTMENT ONLY
727-493-1845
TEXT 727-967-1975
WE ARE CLEARING OUT OUR STOCK
CHECK US FOR SOME GREAT PRICES



Krabbers

Krabbers is a singer/songwriter based in Hampshire UK where he also runs open mic and jam sessions known as Unplugthewood. His songs are irreverent and heartbreaking in equal measure, drawing on his experiences and those of

others to craft songs which the listener can identify with. He loves encouraging others to play, and can talk for England! He will be performing at the festival with his wife, Caroline.

www.unplugthewood.com



The UKULELE Place at The Rhythm Inlet
in Nokomis, FL

I-75 exit #200 or #195

Call for an appointment to come inside
(941) 966-5800 RhythmInlet.com



- Largest retail collection of ukuleles on the continent
- See, play & compare over 160 ukes
- Matching online prices
- Services are FREE or 1/2 price for ukes purchased from us
- Classes, Playshops, Meetups, Concerts

Use Google to see inside the store & studio!



Mike Hind

TBUG 16 will once again be emceed by Mike Hind. The irrepressible Bermudian has had a busy time over the past few years, touring with the Flea Bitten Dawgs for two years straight in the US, then, in 2015 and '16, making a name for himself

in the UK, as well as playing at his regular weekly gigs all year. His first tour in the UK led to a cover story in UKE Magazine, a featured guest spot at the Grand Northern Ukulele Festival and a headline spot at the Grand Southern Ukulele Festival alongside Victoria Vox and Aldrine Guerrero. This year, his new CD, "Plan E" came out, featuring new, original songs.

www.mikehind.com



At Ohana you will find the many hand-crafted ukulele models - from soprano to baritone, mahogany to selected koa from the islands of Hawaii, conventional to vintage models, plus unique ones for those who are looking for something different. Ohana's goal is to provide the highest quality product at a reasonable price.

Every ukulele that leaves their warehouse is carefully inspected and set up for maximum playability, regardless of model and price.

www.ohana-music.com



Ty Olopai

Ty Olopai and his partner Mapuana will be our featured performers for the Sunday Luau.

Ty was born and raised on the tiny island of Saipan. In his teens years he was always playing his guitar at family gatherings and school festivals. His favorite gig is when he is volunteering at his local community

church as a musician for the choir. He left home in 1994 to attend UH, University of Hawaii-Hilo studying music. He then moved to Southern California. In 2001, Florida became his home away from home.

He has been a freelance musician all over the state of Florida and other states playing the ukulele. He teaches ukulele regularly at Penny Lane Music in Fort Lauderdale. In 2009, he founded "FUN" Florida Ukulele Network, a 501c(3) non-profit organization.

<http://www.floridaukulelenetwork.org/>

**All of our Artist and sponsor websites
can be accessed from the
Tampabay Ukulele Getaway Website.
Visit: www.tampabayukulele.com
for more information**





Luna Guitars' mission is to craft fine stringed instruments with artistic sensibility that are comfortable, affordable, and inspire people of all ages and walks of life on their musical journey.

Luna's ukuleles combine the best of traditional profiles and wood selection with fresh new designs to suit the unique players that are making the ukulele their own.

www.lunaguitars.com



Whistle Stop Grill & Bar serves GREAT FOOD - DRINK & LIVE MUSIC!

Located in downtown Safety Harbor –

Old Florida / New Vibe Atmosphere

We are proud to be Hosts of TBUS Open Jam every 4th Thursday 7pm-10pm since 2010.

WSG&B Live ! Acoustic Open Mic every Wednesday 7pm-10pm.

It's ALWAYS All Good Here!



"But what it all comes down to is that thing. The indefinable thing when people catch something in your music."

Sarah & T-Bucket

The Original Ukulele Rebels!

Sarahandtbucket@gmail.com

Facebook: Sarah & T-Bucket

Twitter: [@sarahandtbucket](https://twitter.com/sarahandtbucket)

**Tampa Bay Ukulele
Getaway
Workshop Pages
and
Song Sheets**





Ukulele, C Tuning

			D	D7	Dm
			E _b	E _b 7	E _b m
A	A7	Am	E	E7	Em
B _b	B _b 7	B _b m	F	F7	Fm
B	B7	Bm	F#	F#7	F#m
C	C7	Cm	G	G7	Gm
C#	C#7	C#m	A _b	A _b 7	A _b m

Loop Station – Daniel Ward

This is a new workshop that Daniel Ward has spun off from his very popular “uke meditations” track that some of you may remember. But for this one, Daniel has written some new material specifically meant for “looping” over and over while blending tone, rhythm, and right hand patterns with new chords, melodies, and musical dynamics. This workshop will follow the model of playing slowly through the material over and over until it starts to sink into your bones, so you can use it for warm-ups and to “center” yourself on the instrument. One of the most valuable tools you can have in your ukulele tool box.

ROLL AND PULL

DANIEL WARD

Chord diagrams for G and C are shown above the staff.

Musical notation for the first system, featuring a treble clef and a bass clef with a 6/8 time signature. The treble staff contains a melodic line with eighth notes and rests. The bass staff contains a bass line with fingerings (0, 2, 3, 0, 2, 3) and a 'roll and pull' technique indicated by a wavy line.

Chord diagrams for G and C are shown above the staff.

UKE.

Musical notation for the second system, identical to the first system, with a treble clef and a bass clef in 6/8 time. It includes a 'UKE.' label on the left and a wavy line in the bass staff indicating a 'roll and pull' technique.

Chord diagrams for Em and C are shown above the staff.

UKE.

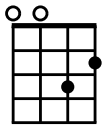
Musical notation for the third system, featuring a treble clef and a bass clef in 6/8 time. The treble staff contains a melodic line. The bass staff contains a bass line with fingerings (0, 2, 3, 0, 2, 3, 4, 0, 2, 3, 4, 0, 2, 3, 0, 2, 3, 0, 2, 3, 0, 2, 3, 0) and a 'roll and pull' technique indicated by a wavy line.

FLOATING LOOP

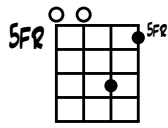
DANIEL WARD

THUMB = P
INDEX = I
MIDDLE = M
RING = A

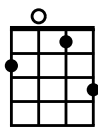
C^{MAT}7



C^{MAT}9

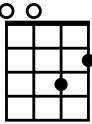


F

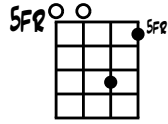


A

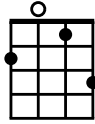
C^{MAT}7



C^{MAT}9

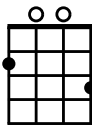


F

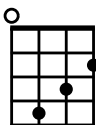


UKE.

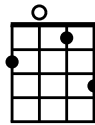
A^M



E^M

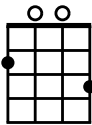


F

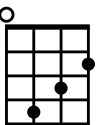


UKE.

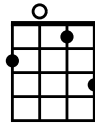
A^M



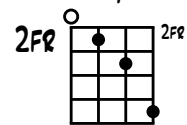
E^M



F



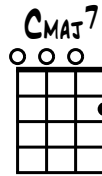
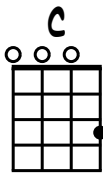
G



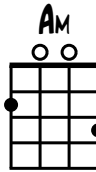
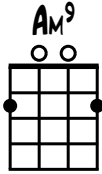
UKE.

ARPEGGIO MEDITATION

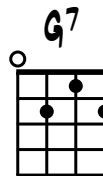
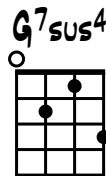
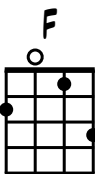
DANIEL WARD



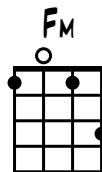
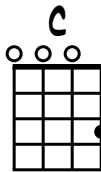
UKE.



UKE.



UKE.

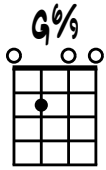


UKE.

AIR PUDDING

DANIEL WARD

THUMB = P
 INDEX = I
 MIDDLE = M
 RING = A



LET RING THROUGHOUT----->

First system of music. The top staff is a treble clef with a key signature of one sharp (F#). The bottom staff is a guitar tablature with strings labeled T (top), A (middle), and B (bottom). Fingerings are indicated by letters P, I, M, A, and numbers 0, 2. The rhythm is a steady eighth-note pattern.

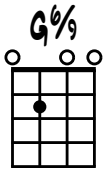
Second system of music. The top staff is a treble clef with a key signature of one sharp (F#). The bottom staff is a guitar tablature. Chord diagrams for Cmaj9 and G9 are shown above the staff. Fingerings include triplets (3) and numbers 0, 2.

Third system of music. The top staff is a treble clef with a key signature of one sharp (F#). The bottom staff is a guitar tablature. Chord diagrams for Em7 and D are shown above the staff. Fingerings include numbers 0, 2, and triplets (3).

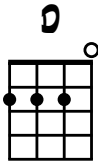
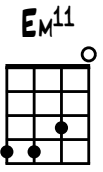
Fourth system of music. The top staff is a treble clef with a key signature of one sharp (F#). The bottom staff is a guitar tablature. Chord diagrams for F and C are shown above the staff. Fingerings include numbers 0, 1, 2, and triplets (3).

AIR PUDDING PAGE 2

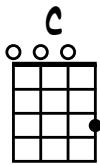
2



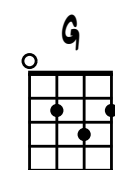
UKE.



UKE.



UKE.



END MELODY

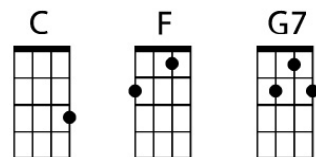
UKE.



Canadian BBQ Secrets – How To Spice Up Your Blues Progressions

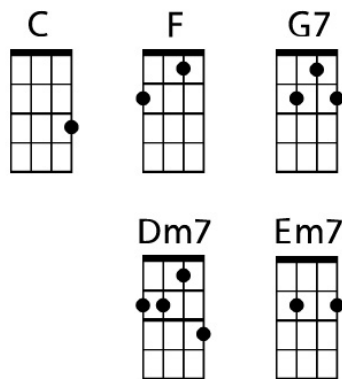
12 Bar Blues

C	C	C	C
F	F	C	C
G7	F	C	G7



12 Bar Blues – Variation #1

C	C	C	C
F	Dm7	C	C
Em7/G7	Dm7	C	G7



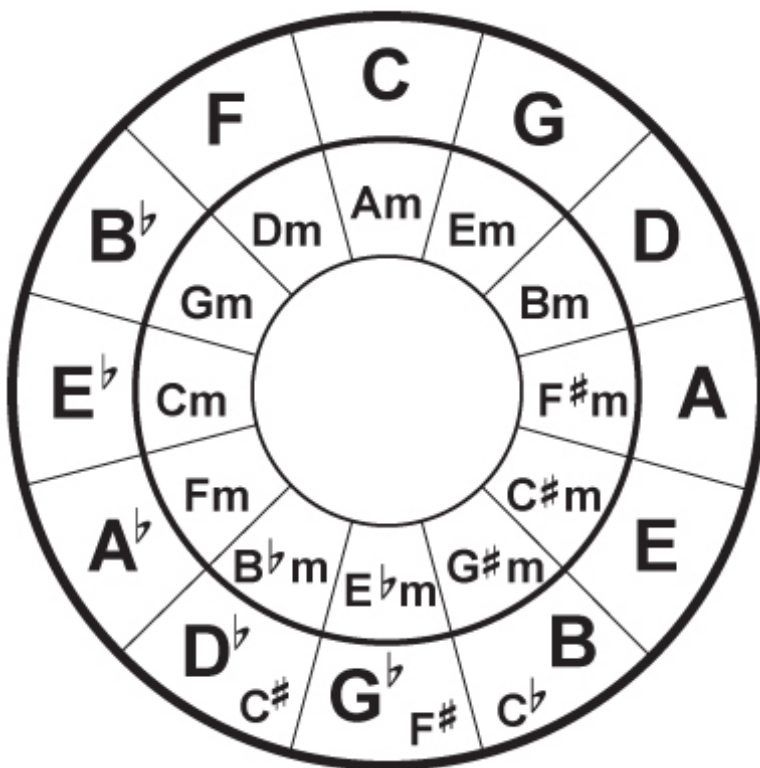


a manitoba hal workshop

MANITOBA HAL

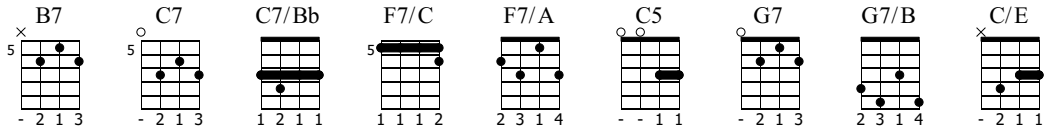


arranged for C6 tuned ukulele



Swamp Stomp Blues

Manitoba Hal



C Tuning

- ① = A ③ = C
- ② = E ④ = G

♩ = 100

Chord progression: B7 C7 C7 B7 C7/Bb C7/Bb C7/Bb C7/Bb C7/Bb C7/Bb C7/Bb C7/Bb

Chord progression: C7/Bb C7/Bb C7/Bb

LET RING F7/C F7/C F7/A F7/A

Chord progression: C5 G7 G7/B F7/C F7/A

Chord progression: C/E

The main guitar tablature consists of 12 measures. Measure 1 starts with a lightning bolt symbol on the 4th string. Measures 2-4 are B7, 5-7 are C7, 8-10 are C7/Bb, and 11-12 are C/E. The tablature includes various techniques such as triplets, bends, and slurs.

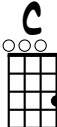
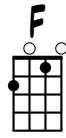
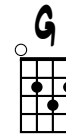

PRACTICAL PICKING

Simple and easy picking patterns create a hypnotic accompaniment to songs. Explore arpeggios and finger style patterns in waltz and common time, while singing and playing songs with three chords or less. In performance or practice, these rhythmic basics are key to managing tempo and framing melody.

TRAVIS PICK AND INTRO TO CLAW HAMMER

DANIEL WARD

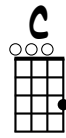

TRAVIS PICK

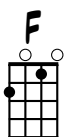
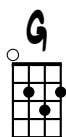

ETC...

- P = THUMB
- I = INDEX
- M = MIDDLE
- A = RING

BASIC CLAW HAMMER

ETC...

EASY PICKINS

HEIDI SWEDBERG

COMMON TIME

"BOOM-PLINK"

A
E
C
G

Tablature for 'COMMON TIME' and '"BOOM-PLINK"'. The first part is in 4/4 time and the second is in 3/4 time. Both are in G major. The first part has a 4-measure phrase with notes on the 4th, 3rd, 2nd, and 1st strings. The second part has a 4-measure phrase with notes on the 4th, 3rd, 2nd, and 1st strings.

"WALTZ TIME"

"BOOM-PLINK-PLINK"

Tablature for '"WALTZ TIME"' and '"BOOM-PLINK-PLINK"'. The first part is in 3/4 time and the second is in 4/4 time. Both are in G major. The first part has a 4-measure phrase with notes on the 4th, 3rd, 2nd, and 1st strings. The second part has a 4-measure phrase with notes on the 4th, 3rd, 2nd, and 1st strings.

"ODDS AND EVENS"

Tablature for '"ODDS AND EVENS"'. It is in 4/4 time and G major. It consists of a 4-measure phrase with notes on the 4th, 3rd, 2nd, and 1st strings.

"TRAVIS TRAINING WHEELS"

STEP 1

STEP 2

Tablature for 'STEP 1' and 'STEP 2' of 'TRAVIS TRAINING WHEELS'. Both are in 4/4 time and G major. 'STEP 1' is a 4-measure phrase with notes on the 4th, 3rd, 2nd, and 1st strings. 'STEP 2' is a 4-measure phrase with notes on the 4th, 3rd, 2nd, and 1st strings.

STEP 3

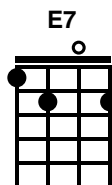
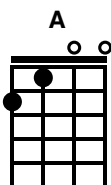

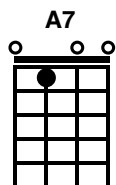
STEP 4

Tablature for 'STEP 3' and 'STEP 4' of 'TRAVIS TRAINING WHEELS'. Both are in 4/4 time and G major. 'STEP 3' is a 4-measure phrase with notes on the 4th, 3rd, 2nd, and 1st strings. 'STEP 4' is a 4-measure phrase with notes on the 4th, 3rd, 2nd, and 1st strings.

Ukulele Underground TBUG

Key of A

Krabbers



A STOP

Some people like to rock

A STOP

Some people like to roll

A STOP

A7

But there's nothing I like more than strumming down a hole

D

A

I wanna play my ukulele play my ukulele underground

E7

Oh there ain't no sweeter sound as when

D

A

I play my ukulele underground

A

Some people they like clubbing

A

Some people like to rave

A

A7

But there's nothing I like more than strumming in a cave

D

A

I wanna play my ukulele play my ukulele underground

E7

There ain't no sweeter sound as when

D

A

I play my ukulele underground

D

A

Some folks they like country Some folks they like swing

D

E7

Some people like to fiddle on a vintage violin

A

A

But in my honest opinion for what it may be worth

A A7
underneath the ground is where I get my best reverb
D A
I wanna play my ukulele play my ukulele underground

E7
Yeah there ain't no sweeter sound as when
D A
I play my ukulele underground

E7
Yeah there ain't no sweeter sound as when
D A
I play my ukulele underground

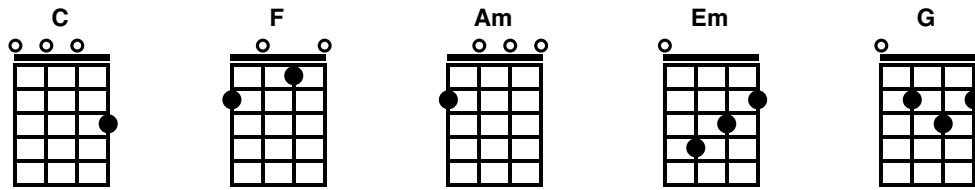
E7
Man there ain't no sweeter sound as when
D A
I play my ukulele underground

©2010 Krabbers
www.unplugthewood.com

This Message TBUG

Key of C

Krabbers



C F Am
I wish I could write a song
 Em F C
Good enough for the world to sing along
 F Em
And if I could write that song
 F C
In a language that the world would understand

 Am C F C
And if they sing it enough, the message might get through
 F C G
This message that was only meant for you
 Am C F C
where ever you are, no matter how far
 F C G
This message was only meant for you

CHORUS

 C F Am
I hope you're smiling
 Em F C
I hope your worries are as far away as me
 C F Am
I hope you're happy
 Em F G
I hope your troubles are as far away as they could ever be

 C F Am
I wish I could write a book
 Em F C
Good enough for the world to want to read

C F Em
If I did, would you take a look?
F C
Would the words show another side to me?
Am C F C
And as you... turn a page, a chapter has to end
F C G
Before another chapter can begin
Am C F C
And if you... read it enough, the message might get through
F C G
The message that was only meant for you

CHORUS

CF Am Em F C

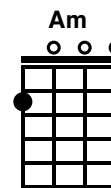
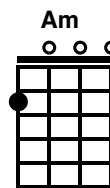
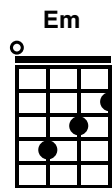
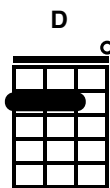
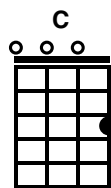
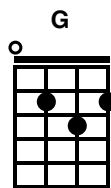
.....

©2007 Krabbers
From the CD Off The Tube
www.unplugthewood.com

Stuff Ain't Good

Key of G

Krabbers



Intro

G C D x2

G C D
Stuff ain't good for the misunderstood

G C D
Everything came out wrong

G C D
I've been on this train for too many years

G C D
And I'm getting off alone

Em G Am C
But I'm not a loser tho I'll never win
Em G Am C
They say time's a healer it's time to begin

C D Em
Throw some wood on my fire
C D G
Watch my flame grow higher

G C D x2

G C D
Throw me a rope pull me to the shore
G C D
Give me some hope then give me some more

Em G Am C
But I'm not a loser tho I'll never win
Em G Am C
They say time's a healer it's time to begin

C D Em
Throw some wood on my fire
C D G
Watch my flame grow higher

G C D x2

Em G Am C
But I'm not a loser tho I'll never win
Em G Am C
They say time's a healer it's time to begin

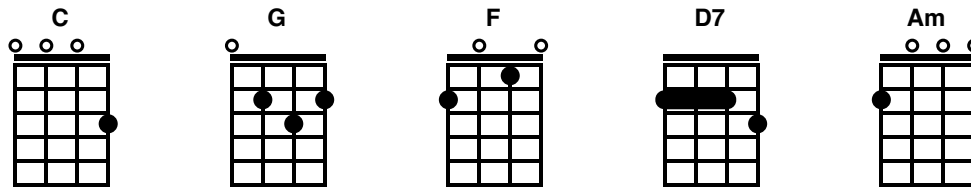
C D Em
Throw some wood on my fire
C D Em
Watch my flame grow higher
C D Em
Watch my flame grow higher
C D G
Watch my flame grow higher

©2008 Krabbers
From the CD Secondhand Backpack
www.unplugthewood.com

Songs of Praise TBUG

Key of C

Krabbers



C G
Oh the hat shop in the village

C F
has run out of stock

C G C G
Due to a rumour that's gone around town

C G C F
The church is so full it could literally pop

C G C
Cos songs of praise is coming

C G C F
The barber has never cut so much hair

C G C G
The blade on his razor has started to wear

C G C F
and he hasn't had the chance to sweep round his chair

C G C
Cos songs of praise is coming

F C G C
Let's all shake hands and pretend we are friends

F C D7 G
Turn on the charm at the first sniff of lens

C G C F
But I couldn't care less if I never saw you again

C G C
Songs of praise is coming

C G C F
Cheap aftershave and the smell of Fabreeze

C G C G
A boy down the front wipes his nose on his sleeve

C G C F
They sing all the wrong words in eight different keys
C G C
and those who can't read are humming

F C G C
The vicar looks round tries hard not to grin
F C D7 G
but seizes the moment and sends round the tin

C G C F
For it seems that this rumour was started by him

C G Am
Songs of Praise ain't coming

C G Am
Songs of Praise ain't coming

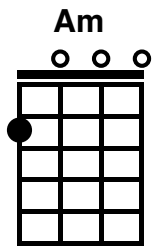
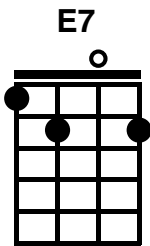
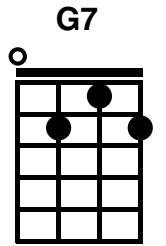
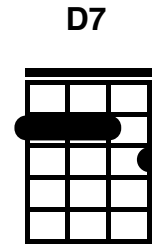


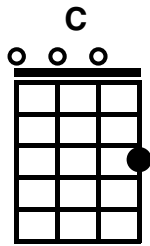
C G C
Songs of Praise ain't coming

©2013 Krabbers
From the CD Animals and Misfortune
www.unplugthewood.com

I wasn't made for this TBUG

Key of C

Krabbers



C C7
I wasn't made for crying
F C
I wasn't made for tears
F C
I wasn't made for heartbreak
D7 G7
I wasn't made for this
C C7
After all my trying
F E7
To conquer all my fears
F C
There's no denying
D7 G7 C
I wasn't made for this.

INSTRUMENTAL VERSE CHORDS

C C7
No use complaining
F C
We reap what we sow

F C
Pains keep on paining
D7 G7
Never to let go
C C7
I dream of it ending
F E7
But that would waste a wish
F C
I wasn't made for crying
D7 G7 Am
I wasn't made for this
D7 G7 Am
I wasn't made for this
D7 G7 C
I wasn't made for this

Krabbers

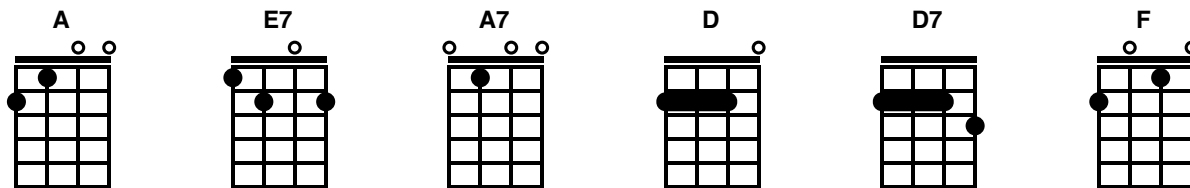
©2016

www.unplugthewood.com

Good Idea at the Time TBUG

Key of A

Krabbers



CHORUS

A E7 A
Well it seemed like a good idea at the time
A E7
Well it seemed like a good idea at the time
A A7
Well it seemed like a good idea
D D7
To forget all my problems with plenty of beer
A E7 A
Well it seemed like a good idea at the time

A E7 A
Got a fiver in my hand trying to catch the barman's eye
A E7
got a fiver in my hand trying to catch the barman's eye
A A7
Come on man and help this brother
D D7
take my money and pour me another
A E7 A
Got a fiver in my hand trying to catch the barman's eye

BRIDGE

D
A liquid solution to keep my blues wet
A
Hydrating the problems I need to forget
D
The more that I soak them the wetter they get
E7 F E7
Drowning my sorrows heartache and regret

REPEAT CHORUS

A E7 A
Oh my days what was I even thinking
A E7
Oh my days what was I even thinking
A A7
Oh my days what was I thinking
 D D7
to blot out my life with excessive drinking
A E7 A
oh my days what was I even thinking

REPEAT BRIDGE

REPEAT CHORUS

©2012 Krabbers
www.unplugthewood.com

Tampa Bay Ukulele Getaway Vendor List

LoPrinzi

www.augustinoloprinzi.com

Uke Republic

www.ukerepublic.com

Dixie Ukuleles

www.dixieukuleles.com

Rhythm Inlet

www.rhythminlet.com

Mainland Ukes

www.mainlandukuleles.com



Thanks for coming!

Follow us on Facebook



<https://www.facebook.com/groups/tampabayukes/>

We hope to see you next year,

Be sure to Save the dates for TBUG 2017!

Nov. 3rd-5th 2017.