

# DOUBLE THE FUN AT TBUG 2021



## 2021 Tampa Bay Ukulele Getaway Program Guide

# *Augustino LoPrinzi* *Guitars & Ukuleles*



When you play a LoPrinzi instrument, you're playing more than just wood and strings--you're experiencing the culmination of the years of old world lutherie skills practiced by Augustino and Donna LoPrinzi. This father-daughter team proudly handcrafts each of the instruments bearing the LoPrinzi name. While their shop in Clearwater, Florida is small, the instruments they produce travel the globe, carrying the LoPrinzi name into recording studios and performance halls worldwide.

Augustino LoPrinzi began making ukuleles on a bit of a whim. Long practiced in the design and handcrafting of guitars--both classical and steel string--Augustino was approached by Herb Ohta's manager to create an instrument for the ukulele virtuoso. Ohta-San found the resulting ukulele to

be a delight--and the LoPrinzi name soon became a legend on these small instruments. Cradle a LoPrinzi ukulele in your arms and experience the joy of the simplest instrument--with a sophisticated sound.

*Augustino LoPrinzi*  
*Guitars & Ukuleles*

**Clearwater, Florida**

**By phone: 727-692-8746**

**By e-mail: [loprinzi@gate.net](mailto:loprinzi@gate.net)**

**[www.augustinoloprinzi.com](http://www.augustinoloprinzi.com)**







# A Message from TBUG President Tom Hood

*“Welcome to our 12th Anniversary  
Tampa Bay Ukulele Getaway!”*

Thank you for attending! We have a wonderful weekend of fun planned for you with jams, open mics, concerts, and learning workshops.

The Tampa Bay Ukulele Society (TBUS) continues to grow and evolve as we deliver programs that meet our mission statement: to provide education, entertainment, and community service to Tampa Bay. We are a 501(c)3 Charitable organization.

To say we have been challenged since the spring of 2020 would be an understatement, as COVID-19 stopped our onsite events and activities. However, we have adapted to the new normal and developed a series of online programs to keep our members connected, playing, and learning. In April 2020 we launched our TBUS YouTube Channel and created original content including workshops, a talent show, original music showcases, interactive jams, and open mic nights. We also produced our first “Virtual TBUG 2020” and had over 300 online attendees this time last year. Our members have adopted the use of this new technology and our membership continues to grow and is now over 3,000.

We are slowly returning to onsite events and our plans for 2022 include ukulele workshops, jams, open mics, fundraisers, movie nights, picnics, and four festivals- World Ukulele Day, Uka-Palooza @ Florida State Fair, TBUG 2022, and Uke It Out.

TBUS Cares, our community services wing, has provided cash and in-kind donations to over two dozen charitable causes including Feeding Tampa Bay, Toys for Tots, CASA, Ukulele Kids Club, Habitat for Humanity, Wreaths Across America, Ruth Eckerd Music School, American Red Cross, WMNF Community Radio and Metropolitan Ministries. Our members also have provided entertainment and education at assisted living centers, schools, library functions, and community events. To date over 7,000 patrons have attended our free beginner ukulele workshops at 50 local libraries in Pinellas, Hillsborough, Pasco, Hernando counties.


I would like to extend a special thank you to all our volunteers who give so much of their time and energy to make TBUS and all of our programs a success. We want to thank our corporate sponsors and vendors for their continued support. We would also like to extend a special thank you to our online leaders, Greg Gent for his weekly Ukulele Gent Jams, Jay Nunes for his weekly Open Mic and Zoom Jams, and Katherine Campbell for the TBUS YouTube Talent Show. And thanks as well to Dick Wilson, who created this year's program guide.

Finally, we want to thank you for attending TBUG 2021! You make all this possible. This is our largest annual fundraiser and it's your attendance, participation, and purchases that help us fund and support our programs. All proceeds are used to continue to support our TBUS Cares community service projects and initiatives.

None of this would be possible without the vision, dedication, and hard work of our Board of Directors: Carol Sullivan Gall, Cosmo Sagristano, Norine Mungo, Tom Hood, Susan Glor-Scheib, Emily Stehle, and Greg Gent.

Have fun, play, sing, shop, donate, listen, learn and share community with friends, have a blast at TBUG 2021!


Sincerely,



Tom Hood, President  
Tampa Bay Ukulele Society



TBUS members leading a singalong at World Uke Day 2020. L to R: Bonnie Kahn, Trish Degregorio, Susan Glor-Scheib, Lu Taylor, Sam Derrera, Barbara Hacker, Coleen Coble.



TBUS board members Cosmo Sagristano and Susan Glor-Scheib teaching Introduction to Ukulele, Jan. 2021, at the Dunedin Library.

Katherine Campbell, hosting the online TBUS Talent Show.





# Thanks to our TBUS Board Members & Volunteers!



**Tom Hood, President** Tom is a performing singer/songwriter with over 200 original songs. He's played in bands since the 1980s and currently leads The Tropical Sons and Happy Campers. Tom's a member of BMI, the largest music rights organization in the U.S. In addition to ukulele, he plays harmonica, guitar, percussion and keyboards. As TBUS president he oversees day-to-day operations and focuses on future growth. Tom's goal is to achieve the club's mission of "education, entertainment, community service."

**Cosmo Sagristano, V.P., Secretary** In May 2009 I got married on Sand Key Beach, and the DJ played "Over the Rainbow" by Israel "IZ" Kamakawiwo'ole. That planted a seed in my mind and soon after I bought a soprano ukulele. I found the Tampa Bay Ukulele Society online. I began to go to their jams, open mic events and got hooked, first taking lessons from Steve Boisen and later Jay Nunes. My role on the board lets me help the club achieve our goals of "education, entertainment, and community service."



**Carol Sullivan Gall, Treasurer** When I was 9 my parents bought me a beautiful Martin soprano uke which I still have. Fast forward to 13 years ago when I met TBUG founder Steve Boisen. He was performing at an open mic inside a way-too-small coffee shop. Fortunately, I knew the owner of The Whistle Stop Grill & Bar in Safety Harbor. So I made the introduction, and the Whistle Stop has been the home of TBUS open mic nights ever since! As for me, in addition to being TBUS treasurer, I also head up TBUS registration and volunteer activity.

**Norine Mungo, Event & Performance** I'm a songwriter, singer & guitar player who also owns 23 ukuleles. Published songs include "It's A Ukulele Day" which is also the name of my website. I came to Florida with my husband Vinny in 2009, played folk festivals and got introduced to the ukulele. On Facebook I run the "Beginner Ukulele Hints and Helps" group with 6,500 members as well as the "Ukulele Women" group with 1,400 members. I also perform with my uke band, Reenee and The Rollers, and I founded World Ukulele Day festival in Dunedin with TBUS.





**Emily Stehle, Social Media & Marketing** I got my first uke 5 years ago, and after attending a beginner workshop I was hooked. Soon I was playing in local uke bands, performing at libraries, hospitals, hospices, senior facilities & special events. Today my husband Mike and I perform as Two Happy Ukers and teach beginner workshops at the Safety Harbor Library. You'll see our pop-up "shop," Mikey's Aloha Shirts, at local events. Three years ago I created "Uka-PALOOZA Florida!" a one-day festival presented by the Florida State Fair and TBUS.

**Susan Glor-Scheib, Education** It was a Zumba class that brought me to this obsession we call ukulele! I co-founded and lead Dunedin Ukes, a group of ukers who gather on Mondays. I live in Dunedin and also enjoying playing with a fabulous bunch of ukers, the Dukuleles who jam weekly and occasionally do local open mics. I also teach ukulele to adults and children, an extension of my 45-year career in education. The only challenge I have at this point is deciding which of my uke family to pick out for the next jam or event!



**Greg Gent, Information Technology** At 10 years old, my parents gave me the choice between two things I really wanted: guitar lessons or an aquarium. Guitar required work, so I chose the aquarium. 40 years later, I decided to learn a musical instrument, this time the ukulele. Now I'm involved with local play-alongs, uke festivals, and I even host a weekly online play-along with viewers from across the country and world. I also love planes, boats & water sports and have a technology career that keeps me busy.



## Meet Our TBUS Artist Nancy Blauers!



Photo by Craig Chee

Since 2016 freelance artist & illustrator Nancy Blauers has created the beautiful cover art for TBUG programs, including this one. She also helps us with designs for ads, t-shirts, mugs and more, including creating our alligator mascot, Four String Freddy. A graduate of New York's School of Visual Arts, Nancy was for many years Senior Illustrator at Jimmy Buffett's Margaritaville, where she specialized in making realistic tropical art for a multitude of merchandise. When not creating art you can find Nancy singing with her band, Big Tiki & The Mai Tais, or riding her horse, Sexy Ramon, near her home in Geneva, FL.

# TBUG 2021 ONLINE SCHEDULE

All times are Eastern!



## TBUG 2021 ONLINE SCHEDULE

### Friday, 11/5

Eastern Time	
	Login and Check your settings - online chat tech support available
4:00 pm-5:00	Playalong Jam with Petey Mack & Ukulele Gent
5:00-6:00	TBUG Kick off President Tom Hood & Songs By Artists
6:00-7:00	Country Western Music Uke'ennany Playalong with The Mungos
7:00-8:00	Open Mic with Jay Nunes
8:00 till ?	Raffle 1 Ukulele - Winner Announcement
11:00 pm	


### Saturday 11/6, Morning/Afternoon

8:30 am-9:00	Login and Tech support available	
	<b>Beginner Level Workshops</b>	<b>Beyond Beginner Workshops</b>
9:00-9:45	Stu Fuchs - <i>The Inner Game of Strumming</i>	Blue Dahlia - <i>Bandleading 101 - The Love &amp; The Business</i>
10:00-10:45	Petey Mack - <i>Putting the Fun in Fundamentals</i>	Devin Scott - <i>Shaping Chords Up &amp; Down Neck</i>
11:00-11:45	Blue Dahlia - <i>Strumming Patterns</i>	Stu Fuchs - <i>The Life &amp; Times of Chuck Berry: Rock n Roll for Ukulele</i>
12:00 pm-2:00	Lunch Break and Chat with Loprinzi, Uke Republic, Luna	
2:00-2:45	Devin Scott - <i>Spice Up Your Strumming</i>	Michael August- <i>Adding Variety to Your Playing with Slide Ukulele</i>
3:00-3:45	Mim - <i>From Seat to Stage: Mapping Your Musical Journey!</i>	Rebecca Michela & Joe Krivanek - <i>Songwriting: Where it Begins</i>
4:00-4:45	Michael August - <i>Beginner Blues</i>	Aubrey Wollet- <i>Tricks &amp; Tips for the Music Business</i>
5:00- 6:00 pm	Meet the Artists Online & Q&A	

### Saturday 11/6, Evening

6:00 pm-7:30	Raffle #2 Winner, Dinner & The 4 String Freddie Awards, TBUG 2022 info
7:30	Raffle 3 Ukulele Winner Announcement
7:30-10:00	Evening Concert with Mim, Aubrey Wollett, Blue Dahlia, Stu Fuchs, Michael August, Jct 27
10:00	Raffle 4 Ukulele Winner Announcement
10:00 till?	Open Mic with Jay Nunes
11:00 pm	Raffle 5 Ukulele Winner

Daylight Savings Time ends 2am Sunday, Nov. 7! Enjoy your extra hour of sleep!



### Sunday, 11/7

	<b>Beginner Level Workshops</b>	<b>Beyond Beginner Workshops</b>
9:00 am-9:45	Norine Mungo - <i>Baritone Ukulele Hints &amp; Helps</i>	Jay Nunes - <i>Playing up the Neck</i>
10:00-10:45	Norine Mungo- <i>Beginner Ukulele Hints &amp; Helps</i>	Greg Gent - <i>How to Host a Jam</i>
11:00-12:30 pm	TBUG Dance Party Playalong w/ Mim, Devin Scott & Petey Mack	
12:30-1:00	Raffle 6, 7, 8 & 9 and LoPrinzi Winner	
1:00-3:00	TBUG Luau Music & Hula Lessons with Kalani Rose & Artists	
3:00 pm	END OF TBUG	





All times are Eastern

# TBUG 2021 VIP ONSITE SCHEDULE

## TBUG 2021 VIP ONSITE SCHEDULE

Friday, 11/5


		LOCATION	LOCATION
Eastern Time			
Noon-6:00 pm	Registration open and vendors open	2nd floor lobby	
5:00-6:00	Playalong Jam with Petey Mack & Ukulele Gent	Mediterranean Palm (2nd FL)	
6:00-7:00	TBUG Kick off- President Tom Hood & Songs By Artists	Majestic Palm (2nd FL)	
7:00-8:00	Country Western Uke'ennany Playalong with The Mungos	Majestic Palm (2nd FL)	
8:00-11:00	Intermediate Players Open Mic with Mim	Rum Runners Bar & Grille (outdoors)	Beginners' Open Mic with The Mungos (2nd FL)
11:00 pm	Raffle 1 Ukulele - Winner Announcement	Rum Runners Bar & Grille (outdoors)	

Saturday 11/6, Morning/Afternoon

		LOCATION	LOCATION
8:30 am-10:00	Late arrival registration and vendors open	2nd floor lobby outside Majestic Palm	
	<b>Beginner Level Workshops</b>		<b>Beyond Beginner Workshops</b>
9:00-9:45	Petey Mack - <i>Putting the Fun in Fundamentals</i>	Mediterranean Palm (2nd FL)	Devin Scott - <i>Shaping Chords Up &amp; Down Neck</i> (Majestic Palm (2nd FL))
10:00-10:45	Stu Fuchs - <i>The Inner Game of Strumming</i>	Mediterranean Palm (2nd FL)	Blue Dahlia - <i>Bandleading 101 - The love &amp; The Business</i> (Majestic Palm (2nd FL))
11:00-11:45	Devin Scott - <i>Spice Up Your Strumming</i>	Mediterranean Palm (2nd FL)	Michael August- <i>Adding Variety to Your Playing with Slide Ukulele</i> (Majestic Palm (2nd FL))
12:00 pm-2:00	Lunch Break and Meet & Greet The Artists	Beachside & Grotto	
2:00-2:45	Blue Dahlia - <i>Strumming Patterns</i>	Mediterranean Palm (2nd FL)	Stu Fuchs - <i>The Life &amp; Times of Chuck Berry: Rock n Roll for Ukulele</i> (Majestic Palm (2nd FL))
3:00-3:45	Michael August- <i>Beginner Blues</i>	Mediterranean Palm (2nd FL)	Aubrey Wollett- <i>Tricks &amp; Tips for the Music Business</i> (Majestic Palm (2nd FL))
4:00-4:45	Mim - <i>From Seat to Stage: Mapping Your Musical Journey!</i>	Mediterranean Palm (2nd FL)	Rebecca Michela & Joe Krivanek - <i>Songwriting: Where it Begins</i> (Majestic Palm (2nd FL))
5:00- 6:00 pm	Break/Set Up for Dinner		

Saturday 11/6, Evening

		LOCATION
6:00 pm-7:30	Raffle #2 Winner, Dinner & The 4 String Freddie Awards, TBUG 2022 info	Majestic Palm (2nd FL)
7:30	Raffle 3 Ukulele Winner Announcement	Majestic Palm (2nd FL)
7:30-10:00	Evening Concert with Mim, Aubrey Wollett, Blue Dahlia, Stu Fuchs, Michael August, Jct 27	Majestic Palm (2nd FL)
10:00 pm	Raffle 4 Ukulele Winner Announcement	Majestic Palm (2nd FL)
10:00 till?	Late Night Jam with with Petey Mack	Mediterranean Palm (2nd FL)
11:00 pm	Raffle 5 Winner Announcement	Mediterranean Palm (2nd FL)



Daylight Savings Time ends 2am Sunday, Nov. 7! Enjoy your extra hour of sleep!

Sunday, 11/7

		LOCATION	LOCATION
9:00 am-1:00 pm	TBUG 2022 Tickets on sale at TBUS Table	Majestic Palm (2nd FL)	
9:00-9:45	Norine Mungo - <i>Baritone Ukulele Hints &amp; Helps</i>	Mediterranean Palm (2nd FL)	Greg Gent - <i>How to Host a Jam</i> (Majestic Palm (2nd FL))
10:00-10:45	Norine Mungo- <i>Beginner Ukulele Hints &amp; Helps</i>	Mediterranean Palm (2nd FL)	Jay Nunes- <i>Playing up the Neck</i> (Majestic Palm (2nd FL))
11:00-12:30	TBUG Dance Party Playalong w/ Mim, Devin Scott & Petey Mack	Majestic Palm (2nd FL)	
12:30-1:00	Raffle 6, 7, 8 & 9 and LoPrinzi winner announcements	Majestic Palm (2nd FL)	
1:00-3:00 pm	TBUG Luau Music & Hula Lessons with Kalani Rose + Artists	Beachside & Grotto	
3:00 pm	END OF TBUG		

# Workshops & Instructors



## Devin Scott

[Facebook.com/DevinScottUkulele](https://www.facebook.com/DevinScottUkulele)

[DevinScottUkulele.com](http://DevinScottUkulele.com)

ONLINE

Saturday

10 – 10:45 am

ONSITE

Saturday

9 – 9:45 am

ONLINE

Saturday

2 – 2:45 pm

ONSITE

Saturday

11 – 11:45 am

Armed with a ukulele and a big, unexpected voice, Devin Scott performs everything from Coolio to Patsy Cline. His goal is to play for as many people as he can. As he puts it, “It’s just more fun when people are enjoying and participating, so I try to make sure that everyone has something they can sing along to.” After performing at open mic nights in Sikeston, Missouri, Devin began to realize the joy the ukulele gave to him and others. Today he travels the country teaching, leading jam sessions and singing for audiences in restaurants, bars and festivals like this one.

### *Shaping Chords Up & Down the Neck*

You have your basic chords down. You have a great time with the uke. You want just a bit more. In this workshop we will take the chords you already know and love and learn to move them around just a bit to really add a some flavor to your music! Understanding of basic chords (F, G C E7) is helpful. Come join Devin and shape up your playing! Workshop materials on pages 19 - 21.

### *Spice Up Your Strumming*

I mean how many songs can you play with the old D D U U D U? All of them! Kind of. With just a few minor variations of that pattern you can have your songs going from drab to fab! In this workshop we will learn things like the “chuck” and “finger fanning” as well as other techniques so that you can really “spice up your strumming!” Workshop materials on pages 22 - 23.



# Ukulele

[www.ukulelemag.com](http://www.ukulelemag.com)



# Workshops & Instructors

After playing many instruments, Pete found the ukulele and his life was forever changed. The ukulele brings together his two passions, the love of people and the love of music. Pete has brought his joy of teaching and arranging music to hundreds of beginners. Using group singalongs, Pete encourages players to have self confidence and to play in public. This workshop is for beginners, but you have to follow Pete's Rule #1--"Ya Gotta Have Fun!" Speaking of fun, be sure to join Pete as he hosts TBUG's Saturday's late night jam!



## Petey Mack

Facebook.com/pete.mccarty.7  
PeteyMack2.weebly.com

### **Putting the Fun in Fundamentals**

Everyone can learn something in this class from the basic beginner to the more advanced. This class will show you the fundamental techniques that everyone should learn to grow in playing your ukulele. Come join me for a fun filled lesson on building your foundation in playing music! Workshop materials on pages 24 -25.

ONLINE  
Saturday  
10 – 10:45 am  
ONSITE  
Saturday  
9 – 9:45 am



## Mim

Facebook.com/MimsUkeStore  
MimsUkes.com

ONLINE  
Saturday  
3 – 3:45 pm  
ONSITE  
Saturday  
4 – 4:45 pm

Mim returns as your 2021 TBUG MC! This multi-talented performer specializes in forgotten favorites of the 50s and 60s, and can be counted on to deliver a few surprises as well, as long as they're funny! Also a ukulele dealer and set-up technician, Mim will answer your questions about maintaining, playing or performing with your uke. Warm up your voices and be prepared to join in the fun (and maybe a circus trick or two) as she guides you through the Open Mic, Main Stage Show and her performance workshop!

### **From Seat to Stage: Mapping Your Musical Journey!**

When you see people on stage do you think, "I could never do that!" Well, EVERYONE can! This workshop is about first steps--conquering your fears, finding your unique voice and then taking the stage. Topics include finding where you are now, stage craft, goal setting and the common mistakes performers make. Soon you, yes YOU will be on your way to taking the stage like a seasoned performer. Workshop materials on page 38.

# Workshops & Instructors



## Stu Fuchs

YouTube.com/UkuleleZen  
StuFuchs.com

Grammy-nominated multi-instrumentalist & recording artist Stu Fuchs is passionate about helping people play music with ease, freedom and joy. A very active teacher & performer in the international "ukulele circuit," Stu has:

- Facilitated music workshops for Fortune 500 CEOs and at holistic centers around the world
- Toured with Babik, his award-winning Django Reinhardt inspired Gypsy Jazz band, and
- Offered healing music therapies at Roswell Park Cancer Institute in Buffalo, NY where he was Artist-in-Residence and awarded a National Endowment for the Arts grant.

Stu offers weekly ukulele lessons and inspiration to players around the world at his YouTube channel "Ukulele Zen."

### **The Inner Game of Strumming**

This workshop will focus on improving your ukulele strumming technique, tone, rhythmic sensibility and groove. While playing through FUN beginner friendly songs, Stu will share great practice tips that correct 5 common mistakes made by ukulele strummers. You'll improve the ergonomics for your instrumental technique and learn playful ways to cultivate a meditative focus in order to create a deeper, more satisfying music practice. Workshop materials on pages 26-30.

### **The Life & Times of Chuck Berry: Rock n Roll for Ukulele**

Learn the stylistic nuances of rock n' roll on your uke! We'll play fun & easy songs by the Father of Rock n Roll, Chuck Berry. Those songs, combined with Stu's "Uke-a-billy" method will give your playing a classic rock n' roll style & edge. You'll learn rhythms and melodic licks that can be used to solo and improve your ability to strum & sing at the same time. And you'll discover how Chuck Berry wove storytelling with rhythm & blues to create the style of Rock n Roll music. Workshop materials on pages 31-36.

ONLINE

Saturday

9 – 9:45 am

ONSITE

Saturday

10 – 10:45 am

ONLINE

Saturday


11– 11:45 am

ONSITE

Saturday

2 – 2:45 pm

Welcome  
TBUG 2021  
Attendees!  
Have a Great  
Weekend!



Buying?  
Selling?  
Investing?  
For all your real estate  
needs, call...

**TOM HOOD**  
727-485-8015

# Workshops & Instructors

Prepare to be taken on an international acoustic joyride! With tap shoes on her feet, a ukulele in her arms and with a powerful, sensual voice, meet singer/songwriter & ukuleleist Dahlia Dumont, a.k.a The Blue Dahlia. Singing in French & English, she invites you into her eclectic, multicultural & intimate musical world to experience her repertoire that includes soul, reggae, dancehall, punk, waltz & more. Dahlia currently lives in New York and Paris, with a different band in each city.



## The Blue Dahlia

Facebook.com/TheBlueDahlia.DahliaDumont  
TheBlueDahliaMusic.com

### Strumming Patterns

A survey of ukulele strumming patterns from various genres of music including folk, soul, waltz, reggae, rock & roll, swing, dancehall. We'll play through some of our favorite songs from each genre, then have some fun switching the usual rhythm and seeing how it sounds! Gain the freedom to choose your strum to play the songs you love with the grooves you love.

ONLINE  
Saturday  
11 – 11:45 am  
ONSITE  
Saturday  
2 – 2:45 pm

### Band Leading 101-The Love & The Business

There's a lot to being part of a band. Musicians! Promoting! Arrangements! Booking! If you missed forming a garage band in high school, or if you already have an amateur band but want to bring yourselves to the professional level, this is the workshop for you! We'll begin with how to create the right "musical family," how to lead, coordinate, handle the money, the egos, the bookers, how to network - and all on an international scale.

ONLINE  
Saturday  
9 – 9:45 am  
ONSITE  
Saturday  
10 – 10:45 am

Come visit our racks for your next "new" Hawaiian shirt!



Facebook.com/FunHawaiianShirts

@FunHawaiianshirts

# Workshops & Instructors



## Michael August

[youtube.com/c/MichaelAugust](https://youtube.com/c/MichaelAugust)

ONLINE  
Saturday  
4 – 4:45 pm

ONSITE  
Saturday  
3 – 3:45 pm

ONLINE  
Saturday  
2 – 2:45 pm

ONSITE  
Saturday  
11 – 11:45 pm

Over 30 years ago I started off as a harmonica player and then moved on to guitar. I play many types of genres including blues, country, bluegrass & gospel. In 2018 I was the harmonica instructor at the Gaithersburg UkeFest. I picked up the ukulele because I needed something small to travel with and I love the happy feeling it gives off. I try to bring in characteristics of all the instruments I play when I'm on the uke. It's what I call the "gumbo effect." My goal is to bring out as many different sounds as I can, and leave folks wondering "How in the world did he do that on the ukulele?"

### Beginner Blues

You probably already know the chords used in most blues songs. What you may not know are the add-ons and embellishments that turn those chords into authentic blues progressions. This workshop will show you the blues is as much a feeling as a technique, and then teach you how to project that feeling onto your audience. Our "practice song" is a traditional blues tune with simple chords, but then sounds so impressive when you play it!

### Adding Variety to Your Playing With Slide Ukulele

It's amazing what different sounds you can get from your uke simply by putting a plastic or plexiglass cylinder on your finger. That cylinder is called a slide, and it's one of the easiest ways to get that authentic blues sound from your uke. In this workshop you'll discover how to mimic the sound of the human voice using just an inexpensive slide and a bit of instruction. Soon you'll be able turn a few riffs into an entire blues solo and sound great doing it!



[UkuleleGeek0@gmail.com](mailto:UkuleleGeek0@gmail.com)



Nickie  
Ramille  
Tammy  
Trish

# Workshops & Instructors

With her smooth soulful voice, acoustic guitar playing and relatable lyrics, singer/songwriter Aubrey Wollett adds a refreshing beach vibe to country music. Originally from Dunedin, FL and now based in Nashville, Aubrey has worked with one of the industry's top songwriters, Dallas Davidson. She's opened for country artists such as Tanya Tucker, Billy Currington, Hunter Hayes, Wynonna Judd, Jerrod Niemann and Carly Pearce. Her single "Saltwater Gypsy" won 2019 Music Video of the year at the International Singer/Songwriter Association Awards. Check her out on Spotify, Apple Music, iTunes, YouTube, Amazon, and CMT.



## Aubrey Wollett

[AubreyWollett.com](http://AubreyWollett.com)

[Facebook.com/AubreyWollett](https://Facebook.com/AubreyWollett)

### Tricks & Tips for the Music Business

Country music is a business that begins with a song. In this workshop, Nashville Singer/Songwriter Aubrey Wollett shares industry tips and tricks, from how to write a song to how to create a business and make a living as a musical artist. You'll learn the uke chords that work best together, how to craft a catchy hook and how to create a story that connects with an audience. You'll gain a new understanding of how the music business works, and a new appreciation of country music as an art form. You might even be ready for that open mic you've always wanted to try! Workshop materials on page 37.

ONLINE

Saturday

4 – 4:45 pm

ONSITE

Saturday

3 – 3:45 pm



## Jct 27

[jct27.com](http://jct27.com)

[Facebook.com/Jct27band](https://Facebook.com/Jct27band)

ONLINE

Saturday

3 – 3:45 pm

ONSITE

Saturday

4 – 4:45 pm

A band needs vision & inspiration. Rebecca Michela and Joe Krivanek found both on the 27th floor of a downtown Tampa apartment when they discovered their mutual ukulele interests and decided to collaborate. Nine years later their band, Jct 27, has brought the variety of styles they call "uke fusion" to venues throughout the Tampa Bay area. They've also performed at WMNF's "Uke It Out," Dunedin's World Ukulele Day and Florida State Fair's Uka-PALOOZA. Today Jct 27 is songwriter Rebecca on vocals, tenor uke and banjolele, Joe on vocals, soprano & concert ukes and harmonica, Russel Roush (not pictured) on U-Bass and percussionist Ana Lavalle.

### Songwriting: Where It Begins

Rebecca and Joe walk you through their songwriting processes from beginning to end, including inspirations, storytelling, lyric writing, phrasing, arrangements & strumming patterns. Plus, they'll share how band members collaborate to bring their songs to life. There'll be time for questions too. At the end you'll join a group performance of a Jct 27 original song, and we'll all "Shine Down." Workshop materials on page 43.

# Workshops & Instructors



**Jay Nunes**

Facebook.com/jay.nunes.14  
JayNunes.com

ONLINE  
Sunday  
9-9:45 am  
ONSITE  
Sunday  
10-10:45 am

After receiving his first guitar as a Christmas gift in 1975 Jay fell in love with creating music with family and friends. An injury to his left hand led him to both the ukulele and TBUS in 2009. Playing open mics and jams inspired Jay to start TBUS jam sessions, which he hosted for almost 10 years until TBUS postponed live gatherings because of Covid. Since then, Jay's been the TBUS Zoom host for bi-weekly Saturday jam sessions and alternate bi-weekly open mic nights. Today he continues leading the online gatherings and looks forward to resuming the Live 2nd Saturday Jam Sessions soon.

## **Playing Up The Neck**

This intermediate to advanced workshop is about recognizing and then using chord shapes to play the ukulele beyond the third fret. Jay will explain the advantages of playing the ukulele "up the neck" and share methods to achieving this efficiently. Workshop materials on pages 44-48.

Every Wednesday I host a free online play-along with scrolling chords and lyrics, some instruction here and there, and guests from the ukulele world. Past guests have included Heidi Swedberg & Daniel Ward, Stu Fuchs, Devin Scott, Victoria Vox, Kirk Jones, Petey Mack, Lisa Webb and many more. Log on to my Facebook page every Wednesday at 7PM eastern time for music, fun, and socializing with ukers from all over. When not preparing for my weekly jam, I'm involved with local play-alongs, uke festivals and being a new TBUS board member... plus my regular job as an IT professional!



**Greg Gent**

Facebook.com/UkuleleGent

## **How to Host a Jam**

Add some sweetness to your jam! Live events are back, and with that come ukulele jams & play-alongs! In this workshop Greg will show you everything you need to know to organize a successful jam, including venue selection and set up, song selection & presentation, audio visual enhancements, promotion & marketing and much more!

ONLINE  
Sunday  
10-10:45 am  
ONSITE  
Sunday  
9-9:45 am



# Workshops & Instructors



## Norine Mungo

ItsAUkuleleDay.com

<https://30sukegirl.blogspot.com>

ONLINE

Sunday

9-9:45 am

ONSITE

Sunday

9-9:45 am

ONLINE

Sunday

10-10:45 am

ONSITE

Sunday

10-10:45 am

I'm a lifelong musician, been writing songs since I was 16. They got better with time and practice. Everything gets better with practice. I love teaching ukulele and baritone for duets. I focus on rhythm and chord transitions in these workshops. Both classes will learn the same song, same key, so people can play it together in ensemble with unique picking and strumming. Check out my Facebook page: [Facebook.com/groups/BeginnerUkuleleHintsAndHelps](https://www.facebook.com/groups/BeginnerUkuleleHintsAndHelps)

### **Baritone Ukulele Hints & Helps**

This workshop is for baritone ukulele tuning, which is DGBE, the same as the bottom four strings of a guitar. You'll learn a 6/8 picking pattern with a unique modulation on the song "I Can't Help Falling In Love With You." We take it up the neck using strums and picking. Basic chord knowledge needed and you'll learn barre chords as well in this intensive class. Workshop materials on pages 39-40.

### **Beginner Ukulele Hints & Helps**

This workshop is for standard GCEA ukulele tuning. You will learn a 6/8 strumming pattern using your thumb and index fingers in a D D U D D U pattern for the song "I Can't Help Falling in Love with You." You'll learn the dreaded E, Bb, C#m and Ab chords. A focus on transitioning from chord-to-chord exercise will finish it off. Workshop materials on pages 41-42.



# Sunday Luau Concert



## Kalani Rose & Aaron Plotz

Facebook.com/KalaniRoseMusic

ONLINE & ONSITE

Sunday  
1 – 3:00 pm

Originally a California native, Kalani Rose is currently performing with her ukulele around Northeast Florida. You can find Kalani jamming tunes at Disney's Polynesian Village Resort as well as being an MC for luaus. Kalani sings a large range of genres from Hawaiian, Motown and funk. Aaron Plotz is the talented percussionist in the Kalani Rose Duo. He brings a beautiful sound through his vibraphone that entralls his listeners. Together their music is a new and uplifting expression on all the favorite hits!

### TBUG Luau Music & Hula Lessons

Say "Aloha!" to TBUG 2021 at our traditional beachside luau with entertainment provided by Kalani Rose on lead vocals & ukulele and Aaron Plotz on vibraphone. It will be a very Hawaiian/beachy set. Definitely also plan on dancing a few hula numbers as well.



**UKULELE ADVENTURES**  
begin with

UKULELES  
IT'S THE ONLY  
THING WE DO!

**UKE  
REPUBLIC**

ESTABLISHED  
2007

Authorized  
Dealer of Fine  
Ukuleles  
*Professionally Setup & Ready to Play*  
**UkeRepublic.com**



# Devin Scott Workshop Materials

*Shaping Chords Up & Down the Neck*

## Shape Chords

Most of us have the basic chord shapes down, C, F, G, D, etc., but we only play the first 3 or 4 frets on the uke! In this workshop we are going to learn a few “shapes” to help move these chords up and down the neck. This will help us get a fuller and more interesting sound out of our ukes and make playing even more fun if that’s possible.

The following pages and worksheets go with the workshop. Upon first glance they may seem very confusing, and as you read through it may even look like some of the time I’m just playing the video game Battleship... G1, E3, C2, A2... awww you sunk my battleship! However I assure you that if you know your basic chords, come to this workshop, and are willing to learn and grow a bit this worksheet will make much more sense! Besides there is no ship that is wavy like that anyway.

Also, if you would like to play Battleship please see me after class!  
PLEASE!

## Thanks

[DevinScottUkulele@gmail.com](mailto:DevinScottUkulele@gmail.com)

Facebook - Devin Scott Ukulele





# Devin Scott Workshop Materials

## Shaping Chords Up & Down the Neck

### Shapes

#### C Chord shape (0003)

Pointer across all strings on a fret and pinky 3 frets up on the A string.

Fret	0	1	2	3	4	5	6	7	8	9	10	11	12
Chord	C	C#	D	D#	E	F	F#	G	G#	A	A#(Bb)	B	C

#### Bb Shape (3211)

Already has all the fingers in play so all you have to do is move up and down the neck!

Fret	0	1	2	3	4	5	6	7	8	9	10	11	12
Chord	A	Bb	B	C	C#	D	D#	E	F	F#	G	G#	A

#### F Shape (2010)

Pointer across all strings, from there middle finger E1 ring G2

Fret	0	1	2	3	4	5	6	7	8	9	10	11	12
Chord	F	F#	G	G#	A	A#	B	C	C#	D	D#	E	F

#### E7 Shape (1202)

Pointer E1, Middle G2, Ring C3, Pinky A3

Fret	0	1	2	3	4	5	6	7	8	9	10	11	12
Chord	E	F	F#	G	G#	A	A#	B	C	C#	D	D#	E

#### G7 Shape (0212)

Pointer G1, Middle E2, Ring C3, Pinky A3

Fret	0	1	2	3	4	5	6	7	8	9	10	11	12
Chord	G	G#	A	A#	B	C	C#	D	D#	E	F	F#	G



# Devin Scott Workshop Materials

## Shaping Chords Up & Down the Neck

### BONUS

#### Movable Scale

Start on the C scale

Fret 1 = middle finger

Fret 2 = ring finger

Fret 3 = pinky

NOTE	STRING	FRET	FINGER
C	C	OPEN	NA
D	C	2	RING
E	E	OPEN	NA
F	E	1	MIDDLE
G	E	3	PINKY
A	A	OPEN	NA
B	A	2	RING
C	A	3	PINKY

Once you learn this scale you can then move your pointer to cover all strings on a fret and use that as your starting note.

Fret	0	1	2	3	4	5	6	7	8	9	10	11	12
Chord	C	C#	D	D#	E	F	F#	G	G#	A	A#(Bb)	B	C



# Devin Scott Workshop Materials

*Spice Up Your Strumming*

## FOLSOM PRISON BLUES

### Intro G

**G**

I hear the train a comin' It's rollin' 'round the bend  
And I ain't seen the sunshine Since, I don't know when

**C**

**G(CGCGCG)**

I'm stuck in Folsom Prison And time keeps draggin' on

**D**

**C/**

**G**

But that train keeps a-rollin' On down to San Antone

**G**

When I was just a baby My Mama told me, "Son  
Always be a good boy Don't ever play with guns, "

**C**

**G(CGCGCG)**

But I shot a man in Reno Just to watch him die

**D.**

**C/**

**G**

When I hear that whistle blowin' I hang my head and

**G**

cry



# Devin Scott Workshop Materials

## *Spice Up Your Strumming*

### Under the Board Walk

**F.** **C**  
When the sun beats down and melts the tar up on the roof  
**C.** **F**  
and your shoes get so hot you wish you tired feet were fireproof

**Bb.** **F**  
Under the board walk down by the sea on a blanket with my  
**C.** **F**  
baby is where I'll be

**F.** **C**  
From the park nearby the happy sounds of the carousel  
**C.** **F**  
and you can almost taste the hotdogs and french fries they sell

**Bb.** **F**  
Under the board walk down by the sea on a blanket with my  
**C.** **F**  
baby is where I'll be

**Dm**  
Under the boardwalk ( out of the sun)  
**C**  
Under the boardwalk ( we'll be having some fun)

**Dm**  
Under the boardwalk ( people walking above)  
**C**  
Under the boardwalk (we'll be falling in love)

**Dm**  
Under the boardwalk, boardwalk

[devinscottukulele@gmail.com](mailto:devinscottukulele@gmail.com)  
Facebook- DevinScottukulele  
Instagram- DevinScottukulele  
YouTube- Devinscott



# Petey Mack Workshop Materials

*Putting the Fun in Fundamentals*

## F.U.N.-damentals for playing your Ukulele

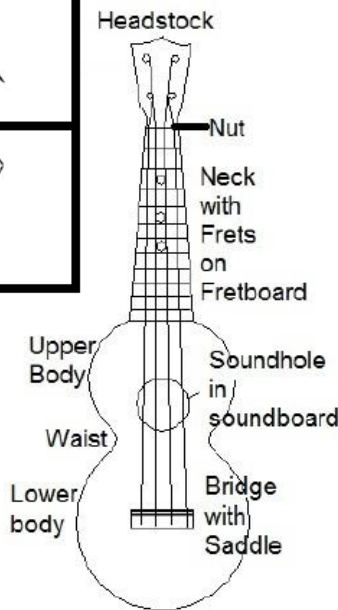
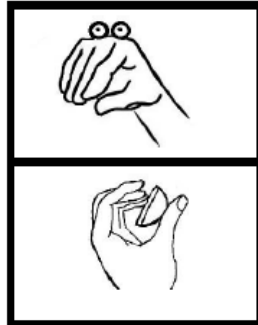
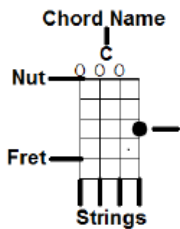
When you are learning chords for the first time, it helps to hold the ukulele out and facing you. This way you can visualize how the anatomy of a chord pattern represents finger placement on the fretboard of the instrument

For proper hand placement in making a chord, make a hand puppet and place the neck of the ukulele just inside its mouth. The tips of your fingers shouldn't go over the top of the fretboard.



Hold the ukulele against your chest with your right forearm across the top right edge of the body with the neck at an approx. 30 degree angle. Although some will disagree, I believe all ukers should use a strap. It completely frees your chord hand from any obligation to help hold the instrument and gives it the ability to move freely and without any constraints.

### 'Anatomy of a Chord'



### F.U.N. -damentals to remember

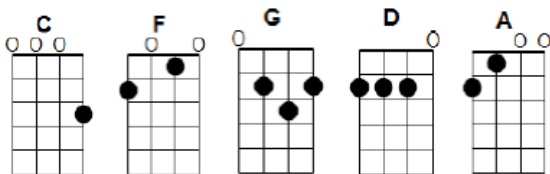
- F** – Form in holding your uke
- U**- Upper Body Position
- N**- Natural position of your chord arm and hand for optimum playability

### The K.I.S.S. Theory for the Ukulele- "Keep It Simple and Strum"

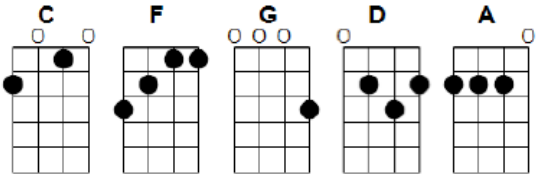
Everyone always wants to learn the most complicated ways to strum a particular piece of music. The reality of it is when beginning to play as well as throughout your life of playing a ukulele, sometimes the simplest of strums is the best way of achieving a sound you are striving for. The goal is always whatever sounds best to you and to make a song your own!

### Your First Chords

#### GCEA TUNING



#### BARI TUNING







# Petey Mack Workshop Materials

*Putting the Fun in Fundamentals*

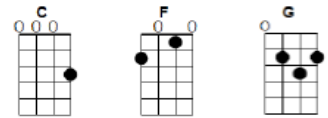
You are my Sunshine- Jimmie Davis

Arr. Pete McCarty

[C] You are my sunshine my only sunshine  
 You make me [F] happy when skies are [C] gray C1  
 You'll never [F] know dear how much I [C] love you  
 Please don't take my [G] sunshine a[C]way

The other [C] night dear as I lay sleeping V1  
 I dreamed I [F] held you in my [C]arms  
 When I a-[F] woke dear I was mis [C]taken  
 And I hung my [G] head and [C] cried

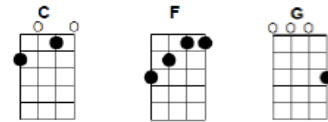
## GCEA Tuning



[C] You are my sunshine my only sunshine  
 You make me [F] happy when skies are [C] gray C2  
 You'll never [F] know dear how much I [C] love you  
 Please don't take my [G] sunshine a[C]way

I'll always [C] love you and make you happy  
 If you will [F] only say the [C] same V2  
 But if you [F] leave me to love a- [C]nother  
 You'll regret it [G]all some [C]day

## BARITONE Tuning



[C] You are my sunshine my only sunshine  
 You make me [F] happy when skies are [C] gray C3  
 You'll never [F] know dear how much I [C] love you  
 Please don't take my [G] sunshine a[C]way

You told me [C] once dear you really loved me  
 And no one [F]else could come be[C]tween V3  
 But now you [F] left me and love a-[C]nother  
 You have shattered [G] all my [C] dreams

[C] You are my sunshine my only sunshine  
 You make me [F] happy when skies are [C] gray C4  
 You'll never [F] know dear how much I [C] love you  
 Please don't take my [G] sunshine a[C]way

[C] You are my sunshine my only sunshine  
 You make me [F] happy when skies are [C] gray C5  
 You'll never [F] know dear how much I [C] love you  
 Please don't take my [G] sunshine a[C]way





# Stu Fuchs Workshop Materials

## The Inner Game of Strumming



PLAY ALONG ON



Link to Video Tutorial:

[CLICK HERE](#)

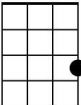
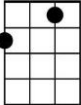
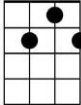
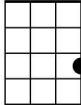
“Jamaica Farewell”

Harry Belafonte

Resources, extra exclusive content & perks for members at



Box Notation - 4 beats each box (see the “bouncing ball”)

C	F	G7	C
C	F	G7	C
			

First Note to Sing: G (3rd fret 2nd string - or open High G string)

### VERSE

Down the way  
 Where the nights are gay  
 And the sun shines daily on the mountaintop  
 I took a trip on a sailing ship  
 And when I reached Jamaica I made a stop

### CHORUS

But I'm sad to say I'm on my way  
 Won't be back for many a day  
 My heart is down  
 My head is turning around  
 I had to leave a little girl in Kingston town

### VERSE

Sounds of laughter everywhere  
 And the dancing girls swing to and fro  
 I must declare my heart is there  
 Though I've been from Maine to Mexico

### PLAY CHORUS

### VERSE

Down at the market you can hear  
 Ladies cry out while on their heads they bear  
 Ackee, rice, salt, fish are nice  
 And the rum is fine any time o' year

### PLAY CHORUS



# Stu Fuchs Workshop Materials

## The Inner Game of Strumming

### "Angelina"



Harry Belafonte, by Irving Burgie

Resources, extra exclusive content & perks for members at



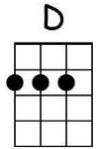
Link to Video Tutorial: [CLICK HERE](#)

#### CHORUS: (play 2x)

**D** **G** **A7** **D**  
 Angelina, Angelina, please bring down your concertina  
**D** **G** **A7** **D**  
 And play a welcome for me cause I'll be coming home from sea

#### VERSE 1: (one strum each chord until last line of verse)

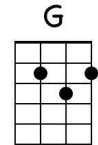
**D** **D** **D** **A7**  
 Yes its so long since I've been home Seems like there's no place to roam  
**D** **D**  
 Well I've sailed around the Horn  
**D** **D7** **G** **Gm** **D** **A7** **D**  
 I've been from San Jose up to Baffin Bay, and I've rode out many a storm (yes sir!)



#### PLAY CHORUS

#### VERSE 2: (one strum each chord until last line of verse)

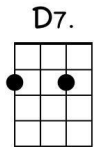
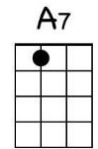
**D** **D** **D** **A7**  
 Well I've heard the bawdy tunes I've been in honky tonk saloons  
**D** **D**  
 I took my liquor by the vat  
**D** **D7** **G** **Gm** **D** **A7** **D**  
 Well I stayed on call for a rousing brawl, home was where I hung my hat



#### PLAY CHORUS

#### VERSE 3: (one strum each chord until last line of verse)

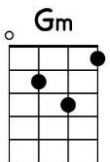
**D** **D** **D** **A7**  
 Now I've courted many a girl I've been in ports all around the world  
**D** **D**  
 But my rambling days are done  
**D** **D7** **G** **Gm** **D** **A7** **D**  
 I've been from Curacao up to Tokyo and I've found there's only one



#### PLAY CHORUS

#### VERSE 1: (one strum each chord until last line of verse)

**D** **D** **D** **A7**  
 Yes its so long since I've been home... Seems like there's no place to roam  
**D** **D**  
 Well I've sailed around the Horn  
**D** **D7** **G** **Gm** **D** **A7** **D**  
 I've been from San Jose up to Baffin Bay, and I've rode out many a storm



#### FINAL CHORUS (ad lib, key change, end)



# Stu Fuchs Workshop Materials

## *The Inner Game of Strumming*



**Chord Chart shown in box notation (4 beats each box)**

**PRO TIP:** Train yourself to read box charts - they offer much more information about the structure of a song. Song sheets like the page before are great, but do not develop a deeper level of musicianship - that is, understanding **how many beats each chord is being played**.

**Chorus (play 2x)**

<b>D</b>	<b>G</b>	<b>A7</b>	<b>D</b>
<b>D</b>	<b>G</b>	<b>A7</b>	<b>D</b>

## Verses

**NOTE:**

1. One strum “stops” for the first six boxes/bars
2. Boxes with two chords receive two beats each

<b>D</b>	<b>D</b>	<b>D</b>	<b>A7</b>
<b>D</b>	<b>D</b>		
<b>D D7</b>	<b>G Gm</b>	<b>D A7</b>	<b>D</b>



# Stu Fuchs Workshop Materials

## The Inner Game of Strumming



Resources, extra exclusive content & perks for members at



### 16 BAR SONG FORM

“When the Saints Go Marching In”

&

Up Above My Head

Link to Video Playalong: [CLICK HERE](#)

### 16 BAR SONG FORM

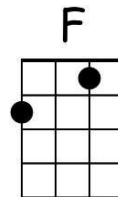
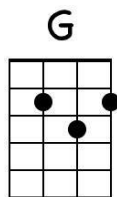
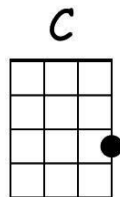
“When the Saints Go Marching In” & “Up Above my Head”

C	C	C	C	C	C	G	G
C	C	F	F	C	G	C	C

COUNT the boxes/bars

ONE,2,3,4 - TWO 2 3 4, - THREE, 2,3,4 - FOUR, 2,3,4 - etc...

### Ukulele Chords





# Stu Fuchs Workshop Materials

*The Life & Times of Chuck Berry: Rock n Roll for the Ukulele*



**"Thirty Days" - Chuck Berry**  
Upbeat, Backbeat, Gospel Style 16 bar form



**Song form: 4 beats/box - Count, feel & see the beat.**

C	%	%	%	%	%	G	%
C	C7	F	%	C	G	C	%

## Verse

I'm gonna <sup>C</sup>give you 30 days to <sup>G</sup>get back home I done called up the gypsy woman  
on the telephone  
Gonna put out a worldwide <sup>C7</sup>Hoodoo that'll be the <sup>F</sup>very very thing that I'll send you  
I'm gonna see that you be back home in 30 days

## Chorus (with call & response)

30 days (30 days) whoah 30 days (30 days) I'm gonna see that you be back home in 30 days

## (Chorus 1)

Gonna put out a worldwide <sup>C7</sup>Hoodoo that'll be the <sup>F</sup>very very thing that I'll send you  
I'm gonna see that you be back home in 30 days

**2x:** Gonna put cross charges against ya' - that'll be the very very thing that I'll send ya'  
**3x:** If I don't get no consolation am I gonna take it to the United Nations)

## Verse 2

I've done talked to the judge in private early this morning  
walked into his office and signed a warrant  
gonna put cross charges against ya' - that'll be the very very thing that I'll send ya'  
I'm gonna see that you'll be back home in 30 days...**Chorus 2**

## Verse 3

If I don't get no satisfaction from the judge I'm gonna take it to the FBI and push my grudge  
If I don't get no consolation I'm a-gonna take it to the United Nations  
I'm going to see that you be back home in 30 days...**Chorus 3**





# Stu Fuchs Workshop Materials

## *The Life & Times of Chuck Berry: Rock n Roll for the Ukulele*

### “Rock And Roll Music” by Chuck Berry (1957)

#### **CHORUS (12 bar rock n’ roll blues from with 2 extra bars)**

Just let me hear some of that Rock And Roll Music...any old way you choose it  
 It's got a back beat, you can't lose it...any old time you use it.  
 It's gotta be Rock And Roll Music...If you want to dance with me...  
 If you want to dance with me.

#### **VERSE 1**

I've got no kick against modern jazz...unless they try to play it too darn fast;  
 And change the beauty of the melody...until they sounded like a symphony!

#### **CHORUS**

#### **VERSE 2**

I took my loved one over cross the tracks...so she can hear my man a wailin' sax,  
 I must admit the have a rockin' band...man they were blowin' like a hurricane!

#### **CHORUS**

#### **VERSE 3**

Way down South they gave a jubilee...the jockey folks they had a jamboree,  
 They're drinkin' homebrew from a wooden cup...the folks dancin' they got all shook up!

#### **CHORUS**

#### **VERSE 4**

Don't care to hear 'em play a tango...I'm in no mood to dig a mambo;  
 It's way to early for a congo...so keep a rockin' that piano!

#### **CHORUS —> ENDS WITH “CHA-CHA-CHA” RHYTHM**







# Stu Fuchs Workshop Materials

*The Life & Times of Chuck Berry: Rock n Roll for the Ukulele*

## CHORD PROGRESSION FOR CHORUS

**BOX NOTATION (4 beats per box) a % means play the previous box**

C	%	%	%
F	%	C	%
G	%	%	C
G	C (STOP)		

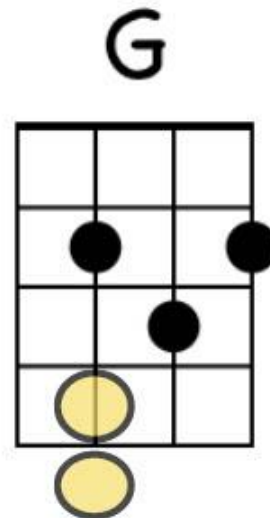
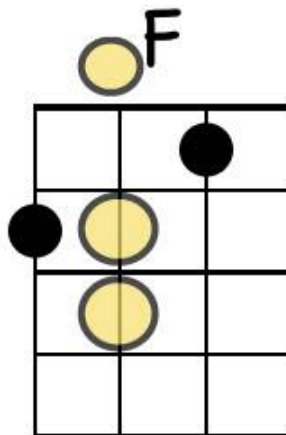
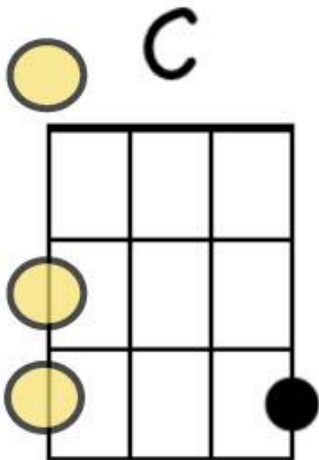
## CHORD PROGRESSION FOR VERSE

**BOX NOTATION (4 beats per box) a % means play the previous box**

G	%	C	%
F	%	G	G (STOP)

## "BOOGIE WOOGIE CHORDS" (Key of C)

**GET THAT CLASSIC ROCK N' ROLL SOUND BY ADDING THE BOOGIE NOTES (SHOWN WITH A HOLLOW DOT). STRUM WITH EITHER A TWO OR THREE NOTE MELODY.**





# Stu Fuchs Workshop Materials

*The Life & Times of Chuck Berry: Rock n Roll for the Ukulele*

AS SEEN ON



## "You Never Can Tell" - Chuck Berry 1964

**Style:** Rock n Roll **Strum:** Straight 8ths (with or w/o boogie notes)

**SONG FORM: BOX NOTATION 4 beats/box - a % means play the previous box**

<b>C</b>	%	%	%	%	%	<b>G</b>	%
<b>G7</b>	%	%	%	%	%	<b>C</b>	%

**C**

It was a teenage wedding, and the old folks wished them well

**G**

You could see that Pierre did truly love the mademoiselle

**G7**

And now the young monsieur and madame have rung the chapel bell

**C**

"C'est la vie," say the old folks, "it goes to show you never can tell"

They furnished off an apartment with a 2-room Roebuck sale  
The coolerator was crammed with TV dinners and ginger ale,  
But when Pierre found work, the little money comin' worked out well  
"C'est la vie," say the old folks, "it goes to show you never can tell"

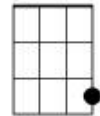
They had a hi-fi phono, boy, did they let it blast  
700 little records, all rock, rhythm and jazz  
But when the sun went down, the rapid tempo of the music fell  
"C'est la vie," say the old folks, "it goes to show you never can tell"

They bought a souped-up jitney, was a cherry red '53  
And drove it down to Orleans to celebrate their anniversary  
It was there where Pierre was wedded to the lovely mademoiselle  
"C'est la vie," say the old folks, "it goes to show you never can tell"

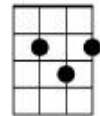
**(PIANO SOLO)**

They had a teenage wedding, and the old folks wished them well  
You could see that Pierre did truly love the mademoiselle  
And now the young monsieur and madame have rung the chapel bell  
"C'est la vie," say the old folks, "it goes to show you never can tell"

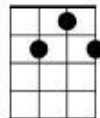
**C**



**G**



**G7**





# Stu Fuchs Workshop Materials

*The Life & Times of Chuck Berry: Rock n Roll for the Ukulele*

AS SEEN ON

PIANO SOLO: (originally played on a "honky tonk" piano) 

## You Never Can Tell

Piano solo  
Chuck Berry

Words & Music by Chuck Berry

$\text{♩} = 156$

System 1: Treble clef, 4/4 time. Staff 1: 7-measure rest, then four measures of music. Staff 2 (TAB): 3 0 2 | 3 0 2 | 3 0 | (0) 0 3 | 0

System 2: Treble clef, 4/4 time. Staff 1: 7-measure rest, then four measures of music. Staff 2 (TAB): 3 0 2 | 3 0 2 | 3 0 | (0) 0 3 2 | 1

System 3: Treble clef, 4/4 time. Staff 1: 7-measure rest, then four measures of music. Staff 2 (TAB): 3 0 1 | 2 3 0 | 0 3 | (3) 0 3 2 | 1

System 4: Treble clef, 4/4 time. Staff 1: 7-measure rest, then four measures of music. Staff 2 (TAB): 3 0 1 | 2 3 0 | 0 3 | (3) 2 1 2 | 0



# Stu Fuchs Workshop Materials

*The Life & Times of Chuck Berry: Rock n Roll for the Ukulele*



## "Run, Rudolph, Run" Chuck Berry's Rock 'n Roll Xmas Carol

Resources, extra exclusive content & perks for members at

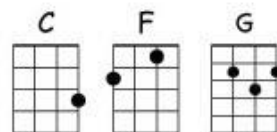


Link to Video Tutorial:

Lead Guitar Intro Lick

**F** **C**  
 Out of all the reindeers you know you're the mastermind  
**G** **C**  
 Run, run Rudolph, Randolph ain't too far behind

Ukulele Chords



**CHORUS**  
**C** **F** **C**  
 Run, run Rudolph, Santa's got to make it to town  
**F** **C**  
 Santa make him hurry, tell him he can take the freeway down  
**G** **C**  
 Run, run Rudolph 'cause I'm reelin' like a merry-go-round

**VERSE 1**  
**C** **F** **C**  
 Said Santa to a boy child "What have you been longing for?"  
**F** **C**  
 "All I want for Christmas is a Rock and Roll electric gui-tar"  
**G** **C**  
 And then away went Rudolph a whizzing like a shooting star....**PLAY CHORUS**

**VERSE 2**  
**C** **F** **C**  
 Said Santa to a girl child "What would please you most to get?"  
**F** **C**  
 "A little baby doll that can cry, sleep, drink and wet"  
**G** **C**  
 And then away went Rudolph a whizzing like a Saber jet...**PLAY CHORUS & END**



# Aubrey Wollett Workshop Materials

*Tricks & Tips from the Music Business*

**Goals:**

**Authenticity:**

**Educate:**

**Community:**

**Songwriting:**

-Verse

-Chorus

-Verse

-Chorus

-Bridge

-Chorus

**Uke chord combinations:**

**Songwriting tips/Release:**


**Notes:**



# Mim Workshop Materials

*From Seat to Stage: Mapping Your Musical Journey!*

## From Seat to Stage: Map Out Your Musical Journey



*Setting Goals--*

### 1. Decide:

What is your ULTIMATE Goal: \_\_\_\_\_

### 2. Write It Down:

Name Yourself: \_\_\_\_\_

Define Yourself: \_\_\_\_\_

Describe Yourself: \_\_\_\_\_

Present Yourself: \_\_\_\_\_

### 3. Tell Someone:

Who is your "goal buddy": \_\_\_\_\_

### 4. Break Down Your Goal:

Micro Goal #1: \_\_\_\_\_ By: \_\_\_\_\_

Micro Goal #2: \_\_\_\_\_ By: \_\_\_\_\_

Micro Goal #3: \_\_\_\_\_ By: \_\_\_\_\_

Micro Goal #4: \_\_\_\_\_ By: \_\_\_\_\_

Micro Goal #5: \_\_\_\_\_ By: \_\_\_\_\_

### 5. Keep Going:

You WILL mess up, You WILL succeed, You WILL fail, You WILL redefine, You WILL grow!

### 6. Celebrate:

Do NOT compare yourself to others... you are your own unique artist!

Keep making goals!

Reassessment is necessary and OK!

Learn from mistakes and laugh at them! They make the best stories!

Show us your stuff!



# Norine Mungo Workshop Materials

## Baritone Ukulele Hints & Helps

### Can't Help Falling In Love

Norine Mungo arrangement educational purposes only

Key of A

#### Intro:

**A** **E** **A** **E**

#### Verse 1:

**A** **C#m** **F#m** **D** **A** **E**

Wise men say, only fools rush in

**D** **E** **F#m** **D** **A** **E** **A**

But I can't help falling in love with you

#### Verse 2:

**A** **C#m** **F#m** **D** **A** **E**

Shall I stay, would it be a sin?

**D** **E** **F#m** **D** **A** **E** **A**

If I can't help falling in love with you

#### Chorus:

**Dbm** **Ab** **Dbm** **Ab**

Like a river flows surely to the sea

**Dbm** **Ab**

Darling so it goes

**A** **F#m** **Bm** **E**

Some things are meant to be 234



# Norine Mungo Workshop Materials

## Baritone Ukulele Hints & Helps

### Can't Help Falling In Love

Norine Mungo arrangement educational purposes only

#### Verse 3:

<b>A</b> 	<b>C#m</b> 	<b>F#m</b> 	<b>D</b> 	<b>A</b> 	<b>E</b> 	
Take	my	hand, take my	whole	life	too	
<b>D</b> 	<b>E</b> 	<b>F#m</b> 	<b>D</b> 	<b>A</b> 	<b>E</b> 	<b>A</b> 
For I	can't	help	falling in	love	with	you

#### Repeat Chorus:

#### Verse 4:

<b>Bb</b> 	<b>Dm/B</b> 	<b>Gm</b> 	<b>Eb</b> 	<b>Bb</b> 	<b>F</b> 	
Take	my	hand, take my	whole	life	too	
<b>Eb</b> 	<b>F</b> 	<b>Gm</b> 	<b>Eb</b> 	<b>Bb</b> 	<b>F</b> 	<b>Gm</b> 
For I	can't	help	falling in	love	with	you
<b>Eb</b> 	<b>F</b> 	<b>Gm</b> 				
For I	can't	help				
<b>Eb</b> 	<b>Bb</b> 	<b>F</b> 	<b>Eb</b> 	<b>B</b> 	<b>Ab</b> 	<b>Eb</b> 
falling in	love	with	you			





# Norine Mungo Workshop Materials

## Beginner Ukulele Hints & Helps

### Can't Help Falling In Love

Norine Mungo arrangement educational purposes only

Key of A

#### Intro:

**A** **E** **A** **E**

#### Verse 1:

**A** **C#m** **F#m** **D** **A** **E**

Wise men say, only fools rush in

**D** **E** **F#m** **D** **A** **E** **A**

But I can't help falling in love with you

#### Verse 2:

**A** **C#m** **F#m** **D** **A** **E**

Shall I stay, would it be a sin?

**D** **E** **F#m** **D** **A** **E** **A**

If I can't help falling in love with you

#### Chorus:

**Dbm** **Ab** **Dbm** **Ab**

Like a river flows surely to the sea

**Dbm** **Ab**

Darling so it goes

**A** **F#m** **Bm** **E**

Some things are meant to be

234



# Norine Mungo Workshop Materials

## Beginner Ukulele Hints & Helps

### Can't Help Falling In Love

Norine Mungo arrangement educational purposes only

#### Verse 3:

<b>A</b> 	<b>C#m</b> 	<b>F#m</b> 	<b>D</b> 	<b>A</b> 	<b>E</b> 	
Take	my	hand, take my	whole	life	too	
<b>D</b> 	<b>E</b> 	<b>F#m</b> 	<b>D</b> 	<b>A</b> 	<b>E</b> 	<b>A</b> 
For I	can't	help	falling in	love	with	you

#### Repeat Chorus:

#### Verse 4:

<b>Bb</b> 	<b>Dm/B</b> 	<b>Gm</b> 	<b>Eb</b> 	<b>Bb</b> 	<b>F</b> 	
Take	my	hand, take my	whole	life	too	
<b>Eb</b> 	<b>F</b> 	<b>Gm</b> 	<b>Eb</b> 	<b>Bb</b> 	<b>F</b> 	<b>Gm</b> 
For I	can't	help	falling in	love	with	you
<b>Eb</b> 	<b>F</b> 	<b>Gm</b> 				
For I	can't	help				
<b>Eb</b> 	<b>Bb</b> 	<b>F</b> 	<b>Eb</b> 	<b>B</b> 	<b>Ab</b> 	<b>Eb</b> 
falling in	love	with	you			



# Jct 27 Workshop Materials

## *Songwriting: Where It Begins*

### SHINE DOWN

**INTRO:** C G D D G

G		D	G
In the day in the day, till the soil bale the hay		I feel love, come my way	
G		D	G
In the day in the day, plant the seeds hope and pray		I feel love, come my way	

G		D	G
Shine down down down, hear the music all around		I feel love, come my way	
G		D	G
Shine down down down, hear the music all around		I feel love, come my way	

In the night in the night, keep the land in my site I	I feel love, come my way
In the night in the night, walk the field by moonlight	I feel love come my way

Shine down down down, hear the music all around	I feel love, come my way
Shine down down down, hear the music all around	I feel love, come my way

In the dawn in the dawn, when the liquor's running strong	I feel love, come my way
In the dawn in the dawn, when the good times are gone	I feel love come my way

Instrumental: C G D D C G D D C G D D C G D D

C	D	G	C	(C) (G)
When the night rolls in, be by my side				
C	D	G	C	(C) (G)
When a new day breaks, give thanks for this life				
C	D	G	C	(C) (G)
When the night rolls in, be by my side				
C	D	G	C	(C) (G) C (C) (G) C (C) (D)
When a new day breaks, our world comes alive				

A		E	A
In this life in this life, times of trouble and strife		I feel love, come my way	
A		E	A
In this life in this life, times are tough hold me tight		I feel love, come my way	

A		E	A
Shine down down down, hear the music all around		I feel love, come my way	
Shine down down down, hear the music all around		I feel love, come my way	
Shine down down down, hear the music all around		I feel love, come my way	
Shine down down down, hear the music all around		I feel love, come my way	

C G D C G D (D) (D) (D) (E)



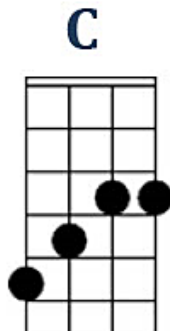
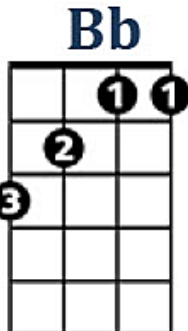
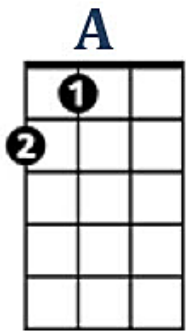
# Jay Nunes Workshop Materials

## *Playing Up the Neck*

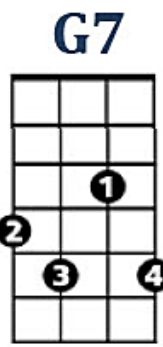
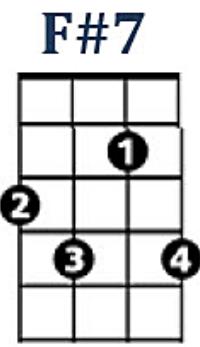
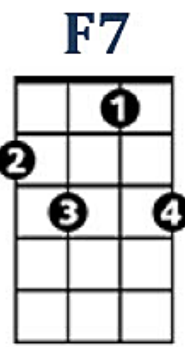
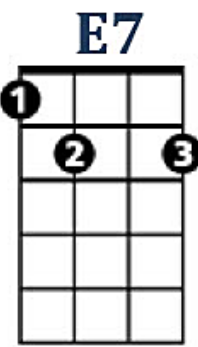
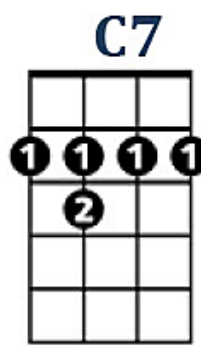
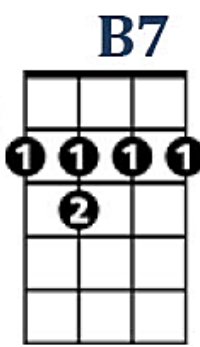
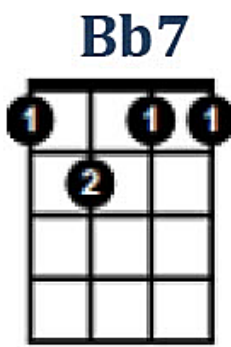
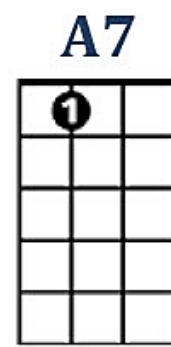
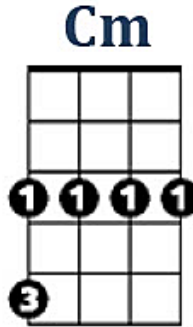
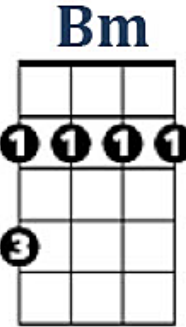
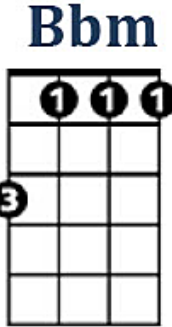
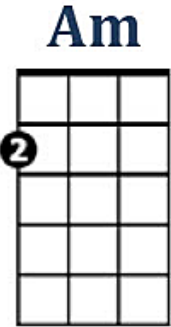
### Intermediate - Advanced Workshop

#### Playing up the Neck

#### Chord Shapes in relation to "Up the Neck"



3<sup>rd</sup> Means Chord  
Fret Starting Location

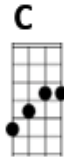
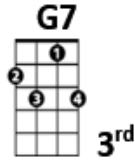
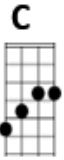




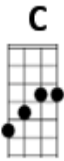
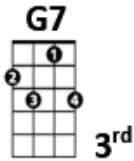
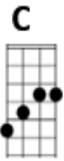
# Jay Nunes Workshop Materials

## Playing Up the Neck

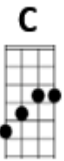
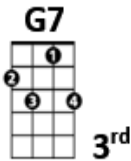
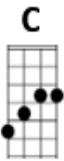
### Jambalaya



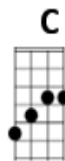
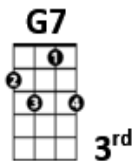
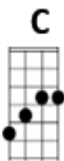
Good-bye Joe, me gotta go, me oh my oh Me gotta go pole the pirogue down the bayou



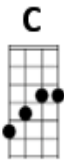
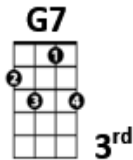
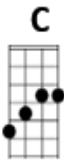
My Yvonne, the sweetest one, me oh my oh Son of a gun, we'll have big fun on the bayou



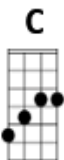
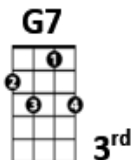
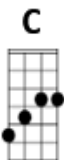
Jambalaya and a crawfish pie and file' gumbo Cause tonight I'm gonna see my ma cher amio



Pick guitar, fill fruit jar and be gay-o Son of a gun, we'll have big fun on the bayou



Thibodeaux, Fontainenot, the place is buzzin Kinfolk come to see Yvonne by the dozen



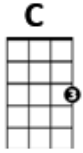
Dress in style and go hog wild, me oh my oh Son of a gun, we'll have big fun on the bayou



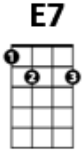
# Jay Nunes Workshop Materials

## Playing Up the Neck

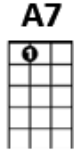
### Five Foot Two



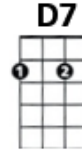
Five foot two



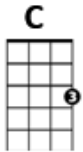
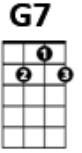
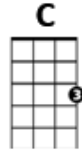
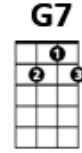
Eyes of blue



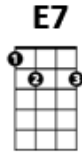
Oh what those five foot could do



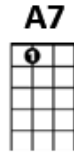
Has anybody seen my gal



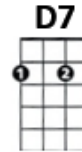
Turned up nose



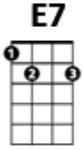
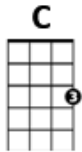
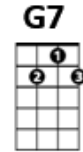
Turned down hose



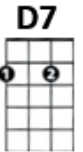
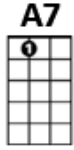
Never had another beau



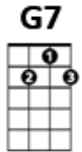
Has anybody seen my gal



Now if you run into five foot two covered with fur

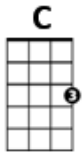


Diamond ring and all those things

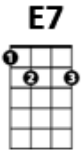


**STOP**

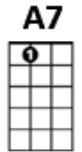
Bet your life it isn't her



Could she love



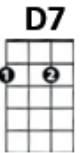
Could she woo



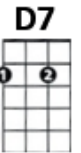
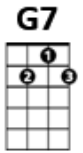
Could she

Could she

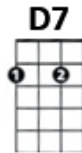
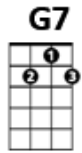
Could she coo



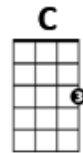
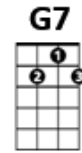
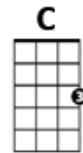
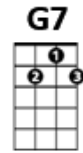
Has anybody seen



Has anybody seen



Has anybody seen my gal

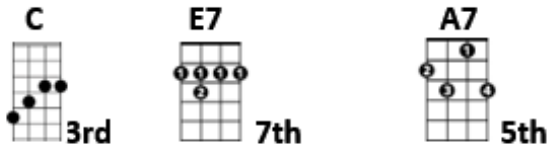




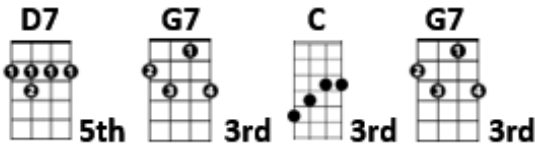
# Jay Nunes Workshop Materials

## Playing Up the Neck

### Five Foot Two (cont'd)



Five foot two Eyes of blue Oh what those five foot could do



Has anybody seen my gal



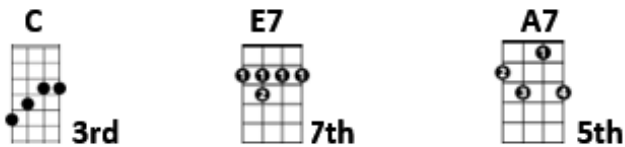
Turned up nose Turned down hose Never had another beau Has anybody seen my gal



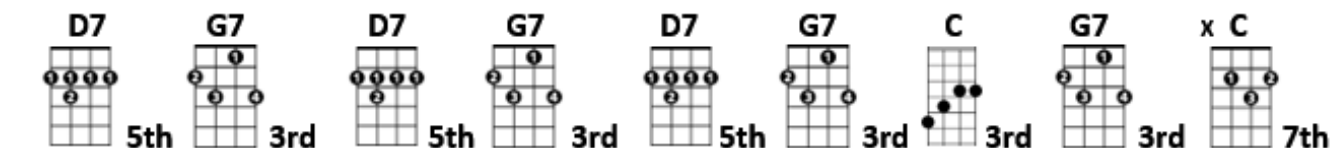
Now if you run into five foot two covered with fur



Diamond ring and all those things Bet your life it isn't her  
**STOP**



Could she love Could she woo Could she Could she Could she coo



Has anybody seen Has anybody seen Has anybody seen my gal



# Jay Nunes Workshop Materials

*Playing Up the Neck*

## Chord Shapes for "5 Foot 2"

C	E7	A7	D7	G7


Final Bonus Chord

x C



**LUNA  
UKES**




PLAY THE ART OF MUSIC



*Singer-Songwriter  
Natalia Lugo*

**HENNA  
DRAGON**  
UKULELES



      
lunaguitars.com

# UKULELE CHORD CHART

"G C E A" Standard Tuning

<b>C</b> 	<b>C7</b> 	<b>Cm</b> 	<b>Cm7</b> 	<b>Cdim</b> 	<b>Caug</b> 	<b>C6</b> 	<b>Cmaj7</b> 	<b>C9</b> 
<b>Db</b> 	<b>Db7</b> 	<b>Dbm</b> 	<b>Dbm7</b> 	<b>Dbdim</b> 	<b>Dbaug</b> 	<b>Db6</b> 	<b>Dbmaj7</b> 	<b>Db9</b> 
<b>D</b> 	<b>D7</b> 	<b>Dm</b> 	<b>Dm7</b> 	<b>Ddim</b> 	<b>Daug</b> 	<b>D6</b> 	<b>Dmaj7</b> 	<b>D9</b> 
<b>Eb</b> 	<b>Eb7</b> 	<b>Ebm</b> 	<b>Ebm7</b> 	<b>Ebdim</b> 	<b>Ebaug</b> 	<b>Eb6</b> 	<b>Ebmaj7</b> 	<b>Eb9</b> 
<b>E</b> 	<b>E7</b> 	<b>Em</b> 	<b>Em7</b> 	<b>Edim</b> 	<b>Eaug</b> 	<b>E6</b> 	<b>Emaj7</b> 	<b>E9</b> 
<b>F</b> 	<b>F7</b> 	<b>Fm</b> 	<b>Fm7</b> 	<b>Fdim</b> 	<b>Faug</b> 	<b>F6</b> 	<b>Fmaj7</b> 	<b>F9</b> 



# Aloha, TBUG!


**Craig Chee & Sarah Maisel**

**Upcoming Events:  
Hawaii Ukulele Retreat  
March 20-24th 2022 &  
March 27-31st 2022  
with Neal Chin**

**Online Lessons  
Ukulele Straps & Strings  
UkeCruises and Retreats  
Music, Live-Stream  
Workshops and Concerts at  
CraigandSarah.com**



We hope you have an incredible festival! Thank you for being a part of this amazing ukulele community and thank you to TBUG for their incredible support! Love and Aloha, Craig Chee & Sarah Maisel



Mike Hater, Founder

[www.MainlandUkes.com](http://www.MainlandUkes.com)

Mainland is a home grown family business dedicated to providing quality performance at a great price. This small company was started by people who love the ukulele and always enjoy meeting others who feel the same way. If you choose to buy from Mainland, you'll be buying from people who play ukulele for fun on a daily basis. We take time setting up each uke to make sure you will be satisfied with your purchase. Check out our wide range of ukuleles, most featuring our distinctive rope purfling.

**MAINLAND  
UKES**

*In Memoriam*

## *Ty Olopai*

Ty Olopai described himself as “a freelance musician and a great friend.” Indeed, no one was a greater friend to TBUG and the Florida ukulele community than Ty, who passed away in May of this year. TBUG regulars know him from the many times he and his bandmate Mapuana were the featured performers at our Sunday luaus. Highly respected as an expert in all things ukulele, Ty taught regularly in south Florida, and led a workshop on Hawaiian Style Music at our 2020 World Uke Day. Ty was born and raised on the south Pacific island of Saipan; a Go Fund Me page has been created to “send him home.” To contribute, please visit [www.GoFundMe.com/f/SendTyHome](http://www.GoFundMe.com/f/SendTyHome)



915 Main St., Safety Harbor, FL 34695

# Whistle Stop grill & bar

old florida  
NEW VIBE



WhistleStopGrill.com

Grateful Hosts of the  
TBUS Open Mic  
Every 4<sup>th</sup> Thursday  
Since 2010!

Great food, drink & live music

Voted "Best Safety Harbor  
Restaurant" 6 years in a row by  
Clearwater's *Best of the Bay*

*Like us on Facebook!*



**Two Happy  
Ukers**

Emily & Mike  
Stehle

727-688-7993

"Happiest when playing!"





# The Ukulele. It's your code.




There's no instrument quite like a ukulele. But did you know that you can use the special code **ukulele** to get **FREE** membership until **31 December 2021** of the District Advantages program? This will give you 20% for up to four people when you dine at participating merchants in downtown Clearwater. Popular restaurants in the program include Clear Sky, Chiang Mai, Roxy's and Soul Sicilian. Get 20% deals at shops as well.

So why not start saving hundreds of dollars a year by going to [www.districtadvantages.com](http://www.districtadvantages.com) and signing up today!

How to play it when you get to the website:

1. Go to CREATE YOUR ACCOUNT
2. Select Ukulele Trial Membership when you register
3. Use the code **ukulele**

In partnership with the Downtown Clearwater Merchants Association



**Original Fine Art, Illustration, Murals,  
Sculpture, Logo Design, Prints Available**


See more of my work:

**NancyBlauersArt**   













# UKULELE ADVENTURES

begin with

UKULELES  
IT'S THE ONLY  
THING WE DO!

**UKE  
REPUBLIC**

ESTABLISHED  
2007

Authorized  
Dealer of Fine  
Ukuleles  
*Professionally Setup & Ready to Play*

**UkeRepublic.com**



Four-String Freddy says...



# Stay in Touch with TBUS!



Group by Tampa Bay Ukulele Society

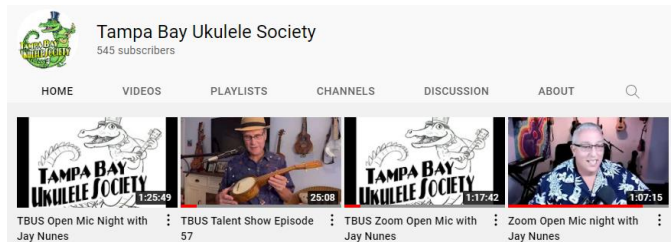
Tampa Bay Ukulele Society

**Tampa Bay Ukulele Society Facebook page** has announcements to upcoming events, discussions, as well as workshop and event videos. Go to:

<https://www.facebook.com/groups/121478871264185>

**Tampa Bay Ukulele Society YouTube channel** presents monthly talent shows, Jay Nunes' open mics and jams, and beginner/advanced beginner/strummin' and jammin' workshops. Go to:

<https://www.youtube.com/channel/UCmTnaLYa6KQtq-y2uFeBo8Q>



Our annual **Tampa Bay Ukulele Getaway** information can be found at:

<https://www.facebook.com/groups/690497254338803>

Tampa Bay Ukulele Society uses **Meetup.com** to announce upcoming events. To get your fill of fun ukulele activities like Open Mic at the Honu with Cosmo and Vinny, Open Mic at the Whistle Stop with Norine and Vinny, check this out:



**The Tampa Bay Ukulele Society**

📍 Tarpon Springs, FL  
👤 3,038 members - Public group  
👤 Organized by Tom Hood TBUS P. and 19 others

Events Members Photos Discussions More

Join this group

<https://www.meetup.com/tampabayukes/events>

Four-String Freddy says...



# Stay in Touch with TBUS!

- TBUS 2021
- The Society
- Past Festivals
- Theme Song
- Contact
- Sponsors
- Downloads

Tampa Bay Ukulele Society  
 2021 Ukulele Getaway Festival  
**November 5th - 7th, 2021!**




For information about **past festivals** check:  
<https://tampabayukulele.com>

For an **overview of TBUS**, its sponsors, events and community service projects check:  
<http://tampabayukulelesociety.com>



TBUS



For **Tampa Bay Ukulele Society Merchandise** please see:  
<https://tampa-bay-ukulele-society.square.site/>

TBUS Board Member, **Greg Gent**, hosts free weekly online jams with scrolling chords. You can find him at:  
<https://www.facebook.com/ukulelegent>



TBUS Board Member **Sue Glor-Scheib** hosts a free weekly jam using songs from the Dunedin Ukulele songbook, [dunedinukes.weebly.com](http://dunedinukes.weebly.com). Find recent and archived jams at:  
<https://www.facebook.com/dunedinukes>



5th annual

# WORLD UKULELE DAY

SATURDAY, FEBRUARY 5, 2022

**DOWNTOWN DUNEDIN**

**DUNEDIN, FLORIDA**

11 am-4pm

**Ukulele Performers,  
Jams, and Lessons**

**PIONEER PARK**

4pm-8pm

**Audience Jam**

**Lil' Rev**

**World Ukulele Dance Band**



**HONU**

8PM-10PM

**After Hours Jam**

[www.worldukuleleday.com](http://www.worldukuleleday.com)

88.5 WMNF PRESENTS

# UKE IT OUT!

THE 6<sup>TH</sup> ANNUAL  
**UKULELE FESTIVAL**

**TWO DAYS • TWO VENUES**

**New World Brewery**

**Cage Brewing**

Friday, Dec. 3rd | 7-11:30 | 810 Skagway Ave, Tampa

Saturday, Dec. 4th | 4-10 p.m. | 2001 1st Ave S., St. Petersburg



**Carolyn Bruszer Art**

Over 16 ukulele acts over 2 days | Beatles and Tom Petty Open Jams

Best Muddy Waters on ukulele contest | Bring your uke and join in!


\$18 advance per day/\$20 day of show | Kids 12 and under FREE | 813-238-8001 | [wmnf.org](http://wmnf.org)

# TBUS Cares

TAMPA BAY UKULELE SOCIETY

## Florida's Largest Ukulele Club

EDUCATION \* ENTERTAINMENT \* COMMUNITY SERVICE



Your Donation Helps TBUS Support Our Community Service Programs